

CR-05 - Goals and Outcomes

Progress the jurisdiction has made in carrying out its strategic plan and its action plan. 91.520(a)

This could be an overview that includes major initiatives and highlights that were proposed and executed throughout the program year.

The city completed several activities in Program Year (PY) 2021, including the following (not limited to):

- The city offered a variety of public services using CDBG entitlement funds during the 2021 program year, including an emergency food closet; an after-school youth program at the Sayonara Center; meals to seniors; housing counseling and permanent housing placement services provided by the Citrus Heights Navigator; domestic violence services; tutoring services for distance learning youth; as well as a free Renters Helpline to provide information and assist with fair housing disputes.
- The city allocated an additional \$188,117.40 to the Supplemental Navigator Program that provides resources to the Citrus Heights Navigator's existing unhoused clients in order to help them obtain permanent housing. This program has received a total of \$313,117.40 in CDBG-CV funds.
- The San Juan Park Restroom Replacement Project was completed in coordination with the Sunrise Recreation and Park District.
- The city partnered with Rebuilding Together Sacramento to provide a Critical Home Repair Grant Program that provided 13 grants to low-income mobilehome homeowners to assist with health and safety repairs as well as accessibility improvements to their homes. Ongoing collaboration with several governmental entities in the region including Sacramento Housing and Redevelopment Agency, Elk Grove, Folsom, and Rancho Cordova through the Continuum of Care Advisory Board, Funder's Collaborative, and Homeless Policy Council.

Comparison of the proposed versus actual outcomes for each outcome measure submitted with the consolidated plan and explain, if applicable, why progress was not made toward meeting goals and objectives. 91.520(g)

Categories, priority levels, funding sources and amounts, outcomes/objectives, goal outcome indicators, units of measure, targets, actual outcomes/outputs, and percentage completed for each of the grantee's program year goals.

Goal	Category	Source / Amount	Indicator	Unit of Measure	Expected – Strategic Plan	Actual – Strategic Plan	Percent Complete	Expected – Program Year	Actual – Program Year	Percent Complete
Affirmatively further fair housing	Affordable Housing	CDBG: \$	Public service activities other than Low/Moderate Income Housing Benefit	Persons Assisted	835	580	69.46%	425	239	56.24%
Construct/upgrade public facilities	Non-Housing Community Development	CDBG: \$	Public Facility or Infrastructure Activities other than Low/Moderate Income Housing Benefit	Persons Assisted	1000	3515	351.50%	1000	3515	351.50%
Foster affordable housing	Affordable Housing	CDBG: \$ / Calhome: \$ / HOME: \$	Rental units constructed	Household Housing Unit	46	0	0.00%			
Foster affordable housing	Affordable Housing	CDBG: \$ / Calhome: \$ / HOME: \$	Homeowner Housing Rehabilitated	Household Housing Unit	23	13	56.52%	13	13	100.00%
Foster affordable housing	Affordable Housing	CDBG: \$ / Calhome: \$ / HOME: \$	Direct Financial Assistance to Homebuyers	Households Assisted	0	0				

Improve accessibility	Non-Housing Community Development	CDBG: \$	Public Facility or Infrastructure Activities other than Low/Moderate Income Housing Benefit	Persons Assisted	2500	22680	907.20%	1500	9545	636.33%
Provide public services responsive to current need	Non-Homeless Special Needs	CDBG: \$ / General Fund: \$5700	Public service activities other than Low/Moderate Income Housing Benefit	Persons Assisted	17334	11984	69.14%	8596	5098	59.31%
Services for people experiencing homelessness	Homeless	CDBG: \$ / General Fund: \$	Public service activities other than Low/Moderate Income Housing Benefit	Persons Assisted	424	284	66.98%			
Services for people experiencing homelessness	Homeless	CDBG: \$ / General Fund: \$	Homelessness Prevention	Persons Assisted	100	40	40.00%	112	137	122.32%
Services for seniors and youth	Non-Homeless Special Needs	CDBG: \$ / General Fund: \$	Public service activities other than Low/Moderate Income Housing Benefit	Persons Assisted	1272	1186	93.24%	331	638	192.75%

Table 1 - Accomplishments – Program Year & Strategic Plan to Date

Assess how the jurisdiction's use of funds, particularly CDBG, addresses the priorities and specific objectives identified in the plan, giving special attention to the highest priority activities identified.

As part of the Consolidated Plan effort, the city selected two key priorities:

- Build healthy communities; and
- Expand economic opportunities.

The goals align closely with three of the City Council three-year goals, which include maintain fiscal stability, diversify for a changing economy, and improve streets and infrastructure.

- Foster affordable housing;
- Services for people experiencing homelessness;
- Services for seniors and youth;
- Provide public services responsive to current need;
- Construct/upgrade public facilities;
- Improve accessibility;
- Affirmatively further fair housing;
- Effectively administer CDBG program.

The 2020-2024 Consolidated Plan identifies the following housing goals:

- Enhance the quality of safety of the existing housing stock, and
- Provide programs that assist first-time homebuyers in order to stabilize homeownership rates and to increase the level of resident investment in neighborhoods.
- All projects funded during 2021 addressed one or more of the priorities included in the Consolidated Plan. The city has made progress towards addressing homelessness prevention, supported nonprofits while offering a wide range of social services, and assisted with an accessibility and drainage improvement project within the city's primarily low- and moderate income neighborhoods.

CR-10 - Racial and Ethnic composition of families assisted

Describe the families assisted (including the racial and ethnic status of families assisted).

91.520(a)

	CDBG
White	4,264
Black or African American	307
Asian	101
American Indian or American Native	119
Native Hawaiian or Other Pacific Islander	46
Total	4,837
Hispanic	907
Not Hispanic	5,205

Table 2 – Table of assistance to racial and ethnic populations by source of funds

Narrative

Demographically, the race/ethnicity of persons assisted generally reflects the diversity of Citrus Heights residents. Each Subrecipient is required to gather demographics for each client and/or household.

Note: This table does not provide all "race" categories available in IDIS. Therefore, the number shown in the table is lower than the actual number reported in IDIS.

CR-15 - Resources and Investments 91.520(a)

Identify the resources made available

Source of Funds	Source	Resources Made Available	Amount Expended During Program Year
CDBG	public - federal	1,441,737	1,039,642
General Fund	public - local		
Other	public - federal		
Other	public - state		

Table 3 - Resources Made Available

Narrative

The city expended a total of \$in CDBG funds and a total of \$in CDBG-CV funds during Program Year (PY) 2021. The largest project this year was the San Juan Rusch Park Restroom Upgrade, which expended \$200,000 in CDBG funds. Typically, on a fiscal year basis the city allocates general fund monies to support public service activities to CDBG-eligible nonprofits. Instead, of allocating general monies during FY 21/22, the city allocated CDBG-CV3, Phase I funding in the amount of \$112,820 to eligible nonprofits including; Meals on Wheels, Sunrise Christian Food Ministry, Campus Life Connection, and Single Mom Strong.

The city's First-Time Homebuyer Program assists first-time homebuyers who are income eligible to purchase their first home in the City of Citrus Heights. This program is generally funded with CalHome funds the city receives through loan repayments. The city expended \$0 in CalHome funds 2021 to assist first-time homebuyers. Due to the competitive real estate market in Sacramento County and the income restrictions of the program, it is difficult for first-time homebuyers to enter the market, but the city assists where possible through this program. The Sacramento Housing Redevelopment Agency (SHRA) is the lead agency in HOME Consortium and manages the city's HOME funds. In January 2020, the City Council approved a 47 unit multi-family affordable housing development, named Sunrise Pointe. In addition, the City Council approved the allocation of \$3.58 million from the Citrus Heights HOME Investment Partnerships Fund. The Sacramento Housing and Redevelopment Agency (SHRA) is the lead agency in the HOME Consortium and is responsible for managing the city's annual HOME allocation and related program income. The Sunrise Pointe developer is Jamboree Housing Corporation and the service provider is TLCS, Incorporated. Sunrise Pointe will provide permanent affordable housing for persons and families identified through the coordinated entry system. The project is currently under construction and expected to be completed in 2022.

Identify the geographic distribution and location of investments

Target Area	Planned Percentage of Allocation	Actual Percentage of Allocation	Narrative Description
CDBG Target Area	85		
City-wide	15		

Table 4 – Identify the geographic distribution and location of investments

Narrative

The city’s CDBG-funded projects took place at various locations throughout Citrus Heights – primarily in low- and moderate-income census blocks, including the Signalized Intersection Improvement Project and San Juan Restroom Replacement Project. Most programs the city offered, including the housing repair program, first-time homebuyer program, and all public services, were available to eligible low-income individuals and households citywide.

Leveraging

Explain how federal funds leveraged additional resources (private, state and local funds), including a description of how matching requirements were satisfied, as well as how any publicly owned land or property located within the jurisdiction that were used to address the needs identified in the plan.

There is no federal requirement for the city to match CDBG funds with other non-federal program resources. In FY 20/21 the city allocated \$134,100 in General Fund revenue to nonprofits providing a community service in Citrus Heights. In FY 21/22, the city allocated CDBG-CV3, Phase I funding in the amount of \$112,820 to eligible nonprofits. In addition, October 2021 the Citrus Heights Police Department allocated \$2,784 in General Fund monies to WEAVE to cover staff time costs. With respect to public services, the city requires all Subrecipients to identify other resources that will be leveraged during the program year to operate and implement CDBG supportive activities. It is the city's intent to ensure adequate non-federal and private funds are available, thus minimizing the dependence on federal funds.

The city did not use any publicly-owned property in PY 2021 to address the needs identified in the Consolidated Plan, although the city is expecting the approved 47 unit multi-family affordable housing development, Sunrise Pointe to meet the housing needs of lower-income households. This project is currently under construction and expected to be completed in 2022.

CR-20 - Affordable Housing 91.520(b)

Evaluation of the jurisdiction's progress in providing affordable housing, including the number and types of families served, the number of extremely low-income, low-income, moderate-income, and middle-income persons served.

	One-Year Goal	Actual
Number of Homeless households to be provided affordable housing units	46	0
Number of Non-Homeless households to be provided affordable housing units	0	0
Number of Special-Needs households to be provided affordable housing units	0	0
Total	46	0

Table 5 – Number of Households

	One-Year Goal	Actual
Number of households supported through Rental Assistance	0	0
Number of households supported through The Production of New Units	0	0
Number of households supported through Rehab of Existing Units	13	13
Number of households supported through Acquisition of Existing Units	0	0
Total	13	13

Table 6 – Number of Households Supported

Discuss the difference between goals and outcomes and problems encountered in meeting these goals.

The City of Citrus Heights is 98% built out so there is little land available for new housing developments. Additionally, this means the city does not have substantial development fees with which to fund these efforts. Furthermore, due to the city's revenue neutrality agreement with the county, Citrus Heights does not receive any property tax revenue until 2022. The elimination of Redevelopment funding at the state level makes the development of affordable housing increasingly challenging.

Despite these challenges, the city has taken steps towards meeting its affordable housing goals. In January 2020, the City Council approved a 47 unit multi-family affordable housing development, named Sunrise Pointe. In addition, the City Council approved the allocation of \$3.58 million from the Citrus Heights HOME Investment Partnerships Fund. The Sacramento Housing and Redevelopment Agency (SHRA) is the lead agency in the HOME Consortium and is responsible for managing the city's annual HOME allocation and related program income. The Sunrise Pointe developer is Jamboree Housing Corporation and the service provider is TLCS, Incorporated. Sunrise Pointe will provide permanent affordable housing for persons and families identified through the coordinated entry system

The project is a qualified "affordable" project under the State Government Code. To qualify as an affordable housing development, the project must set aside a certain number of units to households whose income is considered low to very low. Sunrise Pointe is a 100 percent affordable development, meaning all 46 units will be for residents whose income ranges all within or below the income limits. The developer has agreed to execute 55-year affordability covenants on the property in exchange for the HOME funds. The Sunrise Pointe development is made up of two residential buildings totaling 46 rental units and one manager apartment. This project was awarded federal tax credits and is in the process of obtaining building permits. This project is under construction and expected to be completed in 2022.

Additionally, the city is optimistic that we will move forward with Sayonara Drive Redevelopment Project as described below.

Discuss how these outcomes will impact future annual action plans.

The Sayonara Drive Redevelopment Project is currently in the pre-planning phase. Previously, the city purchased and demolished 15 complexes and 1 eight-plex on the street with the intent of replacing them with a new affordable housing development. In the same neighborhood, on Sayonara Drive, the Citrus Heights Children and Youth Center was funded and constructed with using CDBG funds in the 2010-2014 Consolidated Plan period. As part of the Sunrise Pointe Project approved in January 2019, the city will replace 23 units or 46 bedrooms of the demolished units. This leaves a remaining replacement obligation of 12 units or 24 bedrooms. The city is currently working on a plan to satisfy the remaining replacement obligation.

Additionally, the city promotes affordable housing opportunities through its Housing Rehabilitation Program offering low-interest, deferred payment loans and grants to homeowners for essential repairs.

Include the number of extremely low-income, low-income, and moderate-income persons served by each activity where information on income by family size is required to determine the eligibility of the activity.

Number of Households Served	CDBG Actual	HOME Actual
Extremely Low-income	4	0
Low-income	6	0
Moderate-income	3	0

Total	13	0
--------------	-----------	----------

Table 7 – Number of Households Served

Narrative Information

This table represents households assisted through the Critical Home Repair Grant Program. The city provided 13 mobilehome homeowners with grants to make critical repairs to their homes. The Critical Home Repair program assists in maintaining affordable housing and improves the overall condition of the city's housing stock for future generations.

The future Sunrise Pointe Apartments and the ceration of new affordable housing properties for purpose of affordable rental housing are expected to target a greater numbr of extermely low-inocme and very low-income households.

CR-25 - Homeless and Other Special Needs 91.220(d, e); 91.320(d, e); 91.520(c)

Evaluate the jurisdiction's progress in meeting its specific objectives for reducing and ending homelessness through:

Reaching out to homeless persons (especially unsheltered persons) and assessing their individual needs

The city provided funding to Sacramento Self-Help Housing (SSHH), which delivers an ongoing service to an increasing number of households each year. SSHH continues to provide housing counseling services and navigator services to low-income and homeless persons as well as those at-risk of becoming homeless. The city's navigator engages and interacts with individuals located in Citrus Heights.

The housing counselor provides housing information and other referrals based on the household's intake assessment. Each household is provided with information regarding housing availability and rental criteria. In addition, participants may receive assistance in completing housing-related paperwork such as rental applications, and receive housing interview tips. The housing counselor served as the household's advocate and maintained regular contact through routine follow-up. The housing counselor may provide additional housing referrals and support as needed until the household secures permanent and stable housing.

In addition to the navigator providing outreach services to individual and/or families who are currently or in immediate danger of becoming homeless, in 2020 the City Council approved a Supplemental Navigator Program using CDBG-CV funding. This program allows the Citrus Heights navigator to provide subsistence payments, such as motel and laundry vouchers to homeless individuals and security deposit assistance to help obtain permanent housing.

The Navigator is an employee of Sacramento Self-Help Housing who collaborates and works directly under the Citrus Heights Police Department to locate and assist people experiencing homelessness. The Navigator's goal is to remove the barriers to accessing housing including connecting individuals to available services and transporting clients to appointments. The Navigator interacts with unhoused people in a positive way, get to know the person and assist them with overcoming the barriers that keep them from obtaining and maintaining permanent and stable housing.

Addressing the emergency shelter and transitional housing needs of homeless persons

City staff participates in the Homeless Assistance Resource Team (HART), a group of agencies, nonprofits, faith based organizations, members of the business community and interested individuals dedicated to addressing Citrus Heights homeless issue. The goal of HART is to provide homeless individuals with resources so they may better access housing options. The Navigator also provides referrals and resources. The Citrus Heights HART operates an annual Winter Sanctuary Program that provides overnight shelter and services from December to February for up to 25 individuals per night.

City staff also participates in outreach efforts to the unsheltered homeless. Police officers who are in contact with people experiencing homelessness in Citrus Heights connect with the Navigator to conduct outreach along the trails, creeks and other known encampments. The Navigator will also connect clients to Sacramento Steps Forward, the HUD-designated Continuum of Care (CoC) for the Sacramento Region.

The city maintains strong involvement with Sacramento Steps Forward as it coordinates the regional homeless response system. The city's Housing and Human Services Program Coordinator, Stephanie Cotter, currently serves on the Continuum of Care Advisory Board. The Continuum of Care Board is responsible for advising the Sacramento Steps Forward Board of Directors on policy around the issue of homelessness. The goal of the Advisory Board is to ensure Sacramento Steps Forward retains a broad representation of the constituents in the community, allowing the organization to establish a more efficient method of community planning and evaluation.

As mentioned, the city contracts with Sacramento Self-Help Housing who offers housing counseling to those who are at-risk of homelessness or who are currently experiencing homelessness along with the Navigator who reaches out to unhoused people in partnership with the Citrus Heights Police Department. Additionally, the City of Citrus Heights is an active participant in regional efforts to address the needs of people experiencing homelessness. The City continues to work with the CoC to implement and monitor the regionally-funded programs within Sacramento County and improve the efficiency and effectiveness of the countywide homeless response system through a Coordinated Access System pilot project.

Helping low-income individuals and families avoid becoming homeless, especially extremely low-income individuals and families and those who are: likely to become homeless after being discharged from publicly funded institutions and systems of care (such as health care facilities, mental health facilities, foster care and other youth facilities, and corrections programs and institutions); and, receiving assistance from public or private agencies that address housing, health, social services, employment, education, or youth needs

The city provides funding to SSHH, which offers housing counseling to households who are at-risk of becoming homeless. SSHH collaborates with a variety of nonprofits to reach a greater number of clients who many need assistance locating stable housing options and accepts referrals from agency who work with at-risk clients. In addition, a viable tool SSHH provides to at-risk is a searchable database of low-income housing options on their website.

Helping homeless persons (especially chronically homeless individuals and families, families with children, veterans and their families, and unaccompanied youth) make the transition to permanent housing and independent living, including shortening the period of time that individuals and families experience homelessness, facilitating access for homeless individuals and families to affordable housing units, and preventing individuals and families who were recently homeless from becoming homeless again

The city coordinates and participates in the Homeless Assistance Resource Team (HART), a group of agencies, nonprofits, faith-based organizations, and interested individuals dedicated to addressing Citrus Heights homeless issues. The goal of HART members is to provide homeless individuals with resources in order to access housing. The city also participates in outreach efforts to unsheltered homeless with the Citrus Heights Navigator and the Citrus Heights Police Department, resources provided upon contact of someone experiencing homelessness or at-risk of homelessness.

The city is one of the funders of the regional Renter's Helpline Program, which provides resources and housing counseling services to low-income renters who are in danger of becoming homeless. The Renter's Helpline provides assistance filling out notices and mediating between the tenant and landlord to maintain the tenant's current housing.

The city also collaborates with the Sacramento Continuum of Care and Sacramento County to develop additional connections between regional agencies in order to prevent homelessness among low-income individuals being discharged from local institutions and those receiving other public assistance.

CR-30 - Public Housing 91.220(h); 91.320(j)

Actions taken to address the needs of public housing

The Sacramento Housing and Redevelopment Agency (SHRA) is the public housing agency serving the City of Citrus Heights. SHRA is independent of Citrus Heights, and the city retains no control over their funding or implementation of programs. However, we coordinate with SHRA when possible. Refer to the SHRA Public Housing Authority Annual Action Plan for information on the ways that SHRA addresses public housing needs.

Actions taken to encourage public housing residents to become more involved in management and participate in homeownership

SHRA encourages public housing residents to participate in policy, procedure, and program implementation of development through its Resident Advisory Board. In addition, the Housing Authority recognizes Resident Committees throughout the Sacramento Region; the residents are elected bodies representing residents in their respective complexes. SHRA also distributes a quarterly newsletter to all residents, contains relevant news, information on training and employment opportunities, and other community resources available to public housing residents. Public housing residents also participate in the development of SHRA's five-year annual plan. The Resident Services Division distributes a survey to prioritize resident needs, and short- and long- term improvements.

Actions taken to provide assistance to troubled PHAs

SHRA is not designated as "troubled".

CR-35 - Other Actions 91.220(j)-(k); 91.320(i)-(j)

Actions taken to remove or ameliorate the negative effects of public policies that serve as barriers to affordable housing such as land use controls, tax policies affecting land, zoning ordinances, building codes, fees and charges, growth limitations, and policies affecting the return on residential investment. 91.220 (j); 91.320 (i)

A continued supply of housing to all households income levels is essential to meet the needs of the residents of the city. Citrus Heights is largely "built-out" and the supply is dependent not only on production, but on the preservation of existing affordable housing. To assure the continuing production of affordable housing, the city has examined possible constraints and barriers. Constraints to affordable housing are both governmental and non-governmental. Governmental constraints include land use controls, entitlement processing, fees, and building codes.

Land uses controls are necessary to ensure orderly and appropriate development and growth in the city. Fees, land dedication and public improvements are usually required as part of land development and entitlement processing to ensure an adequate supply of infrastructure, parks, and schools to serve the development. The city may consider waiving appropriate development fees to facilitate development of affordable housing. Building and housing codes are implemented to ensure the safety of the community (housing residents, specifically).

Actions taken to address obstacles to meeting underserved needs. 91.220(k); 91.320(j)

Some obstacles to meeting underserved needs are:

- Available funding is not sufficient to address the community's needs. CDBG funding was available to public service agencies and the city provided \$134,100 in local funding for Fiscal Year (FY) 19/20. The city continues to support nonprofits to identify other public or private funding sources.
- Although the majority of the region's service providers are located in Sacramento, Citrus Heights is home to services such as food banks, youth programs, and domestic violence service providers. Citrus Heights offers public transportation to the Sacramento area, but residents are sometimes reluctant or unable to travel outside of their community to receive services.
- A new constraint to meeting underserved needs that arose in PY 2020 was the coronavirus pandemic. The pandemic created immediate challenges, such as food shortages, limited access to transportation, and closure of government and nonprofit offices. It also created long-term challenges like unemployment and housing insecurity, and placed a burden on existing nonprofits to meet increased needs at a time when fundraising opportunities were no longer available. The city provided CARES Act funding, CDBG-CV funding, to several nonprofits to assist with increased demand and decreased revenues. In addition, the CARES Act funding was used to prevent, prepare for, and respond to the spread of COVID-19.

Actions taken to reduce lead-based paint hazards. 91.220(k); 91.320(j)

The city will provide lead-abatement assistance for residential units through the Housing Rehabilitation Program. The city contracts with a third-party firm to administer its housing repair program. This firm contracts with qualified lead abatement contractors to conduct lead-based paint identification, assessment, and clearance services to reduce lead hazard. The program will comply with the Residential Lead Based Paint Hazard Reduction Act of 1992 (Title X) and subsequent changes in September 1999. The procedure regarding lead-based paint in all repairs programs will include notification and identification.

Actions taken to reduce the number of poverty-level families. 91.220(k); 91.320(j)

The city's anti-poverty strategy focuses on providing a range of employment opportunities and supportive services aimed at enabling those in poverty to move into the workforce, as well as supporting activities that preserve and expand the supply of housing affordable to target-income households.

- Meals on Wheels by ACC offered homebound seniors who meet eligibility requirements were provided home delivered meals, either in a box of five frozen meals once per week, or a hot meal delivered five times per week, Monday-Friday.
- Meals on Wheels by ACC offered mobile seniors nutritious meals and social interactions for those who could attend a meal Monday-Friday at Rusch Park café site. Although the café site was closed in 2021 due to COVID-19, café participants were able to receive meal deliveries which included a five-pack of frozen meals.
- Sacramento Self-Help Housing provided counseling and social services to homeless individuals or those at risk of becoming homeless, including drop-in counseling/office hours and case management services.
- As a result of CDBG-CV funding, the city created a Supplemental Navigator Fund to provide emergency housing assistance; including temporary housing, security deposits, food, essential supplies and necessary support for people experiencing homelessness while they receive outreach services from the city's Homeless Navigator.
- Sunrise Christian Food Ministry operates an emergency food closet available to low-income persons.
- The city also provides code enforcement services and a rental housing inspection program to ensure lower-income households have a safe and decent place to live.

Citrus Heights residents also have access to anti-poverty services provided by the County Department of Human Assistance. The County provides many programs designed to provide temporary assistance to families in need, and coordinates the County's welfare-to-work programs, with an emphasis on creating employment connections and increasing the income of the program's participants. Overall, the goal of all agencies' programs is economic self-sufficiency.

Actions taken to develop institutional structure. 91.220(k); 91.320(j)

In an effort to eliminate gaps in institutional structures, the city remains actively involved with neighboring jurisdictions and regional governmental entities. The city coordinates with Sacramento Housing and Redevelopment Agency (SHRA) to address affordable housing needs related to public housing activities. In addition, the city collaborated with SHRA to allocate the city's HOME funds to the Sunrise Pointe Affordable Apartment Project. The city also collaborated with several municipalities and SHRA to prepare a regional grant application for the Emergency Solutions Grants and No Place Like Home programs. As mentioned previously, Citrus Heights is also partnering with Sacramento Steps-Forward, Sacramento County, City of Sacramento, City of Elk Grove, and the City of Rancho Cordova on the California Homeless Emergency Aid Program (HEAP).

In addition, the city continues to collaborate with the city of Sacramento, Elk Grove and Rancho Cordova, the two other small entitlement jurisdictions in Sacramento County, and continues to look for opportunities to increase and enhance services citywide to residents.

Actions taken to enhance coordination between public and private housing and social service agencies. 91.220(k); 91.320(j)

The city continues to work with neighboring jurisdictions, including the City of Rancho Cordova, City of Elk Grove, City of Folsom, County and City of Sacramento and the Sacramento Housing and Redevelopment Agency, to address the regional issues that affect the needs of low-income persons as well as special need programs, shared Subrecipient monitoring and research into issues of interest such as the Affirmatively Furthering Fair Housing final rule. The city also continues to work with many of the local nonprofits that provide a range of services to low-income residents.

Identify actions taken to overcome the effects of any impediments identified in the jurisdictions analysis of impediments to fair housing choice. 91.520(a)

HUD provides specific requirements that entitlement grantees certify that they will affirmatively further fair housing in their jurisdiction. Fair Housing objectives are broad, and include requirements to promote fair housing choice for all persons and to foster compliance with nondiscrimination provisions of the Fair Housing Act. These requirements are satisfied, in part, by analyzing impediments to fair housing choice within the jurisdiction and taking appropriate action to overcome the effects of identified impediments.

In 2020 the city completed an Analysis of Impediments to Fair Housing Choice (AI) and was adopted by the City Council. In recognition that fair housing issues are not confined by jurisdictional boundaries, the city partnered to work with Sacramento Housing and Redevelopment Agency (SHRA), Rancho Cordova, Elk Grove, and other jurisdictions in the region to create a comprehensive AI that covers the issues facing the region. The AI evaluated the needs and goals around housing and provided residents with perspectives through community engagement. A copy of the AI can be found on the city's website at <http://ca-citrusheights.civicplus.com/380/Community-Development-Block-Grant>.

The AI identified the following barriers to affordable housing:

- Segregation, disproportionate housing needs and difference in economic opportunity;
- Affordable rental options in the region are limited due to the growth in the region;
- Constraints on affordable housing development and preservation, ranging from lack of funding, cost of development or preservation, public policies and processes, and lack of adequate infrastructure for infill redevelopment, all constrain the affordable rental market;
- Suburban areas in the Sacramento Valley are rarely competitive for state or federal affordable housing development;
- Residents participating in the Housing Choice or other housing voucher programs, there are too few private landlords who accept vouchers; and an increase in strict rental policies;
- Residents with disabilities lack access to affordable, accessible housing; as public transportation has not kept up with growth.

Outside the completion of the AI, the city's approach to fair was focused on education.

- Housing Sacramento Self-Help Housing provided the Renter's Helpline to offer information on landlord/tenant law and fair housing matters. They also provided landlord/tenant mediation. SSHH also works with Legal Services of Northern California, and Project Sentinel to provide education and investigate complaints.
- City staff participates in a series of meetings with other regional jurisdictions, including the County of Sacramento, SHRA, Rancho Cordova, Folsom, and Elk Grove on strategies for better cooperating regionally to address fair housing issues. Since 2016, the local jurisdictions have been partnering to allocate funding for the Renters Helpline. In 2021, Citrus Heights continues to partner with the local jurisdictions in a cost sharing agreement by contributing its share based on its percentage of the County's rental units.

CR-40 - Monitoring 91.220 and 91.230

Describe the standards and procedures used to monitor activities carried out in furtherance of the plan and used to ensure long-term compliance with requirements of the programs involved, including minority business outreach and the comprehensive planning requirements

The city uses a monitoring system to ensure that CDBG-funded activities are in compliance of applicable laws, regulations, policies, sound management, and account practices. The primary objective of the city's monitoring efforts include:

- To ensure the Subrecipient has the capacity to carry out their responsibility and to do so in a timely manner.
- To ensure the Subrecipient is carrying out the project as described in their agreement, complying with applicable laws and regulations. To ensure the project is operating in a manner that minimizes the opportunity for fraud, waste, and mismanagement.

At the beginning of 2021, city staff provided a workshop for each CDBG Subrecipient, the workshops were provided via Zoom. The workshop was formatted to review federal requirements unique to CDBG, the subrecipient agreement, introduced CDBG reporting forms and answered questions. Therefore, all Subrecipients are informed of their obligations to collect the required information on income, household composition, race, and ethnicity. City staff also provides information to each Subrecipient that outlines the agreement terms and CDBG policies such as data collection and financial management. In addition, staff recommends each Subrecipient read the "Playing by the Rules" guide produced by HUD.

Monthly, staff reviews the progress the Subrecipient has been making toward achieving performance goals. City staff places a strong emphasis on its Subrecipients to provide accurate information on the persons or households served, and regularly reporting of progress with each invoice.

Each Subrecipient agreement contains provisions for reduction or termination in the event goals are not accomplished or when past performance issues have not been resolved. Onsite monitoring of Subrecipients is conducted based on an annual desk assessment performed by city staff.

Citizen Participation Plan 91.105(d); 91.115(d)

Describe the efforts to provide citizens with reasonable notice and an opportunity to

comment on performance reports.

The City of Citrus Heights Housing and Grants Division, under the Community Development Department, serves as the lead agency for the administration of the city's CDBG funds.

Direct questions relating to this report to:

City of Citrus Heights
6360 Fountain Square Drive
Citrus Heights, CA 95621
Housing Division
Stephanie Cotter, Housing & Human Services Program Coordinator
916-747-4768
scotter@citrusheights.net

This report will be available for public comment review during a 15-day public comment period from March 8, 2022 to March 24, 2022. A public notice announcing its availability was published in the Sacramento Bee on February 23, 2022. A public hearing on this report will be held March 24, 2022 during the Citrus Heights City Council meeting. Any public comments received will be summarized and attached to this report prior to final submission to HUD.

CR-45 - CDBG 91.520(c)

Specify the nature of, and reasons for, any changes in the jurisdiction's program objectives and indications of how the jurisdiction would change its programs as a result of its experiences.

At this point, the city does not anticipate making changes to its program objectives.

Does this Jurisdiction have any open Brownfields Economic Development Initiative (BEDI) grants?

No

[BEDI grantees] Describe accomplishments and program outcomes during the last year.

CR-45 - CDBG 91.520(c)

Specify the nature of, and reasons for, any changes in the jurisdiction's program objectives and indications of how the jurisdiction would change its programs as a result of its experiences.

At this point, the city does not anticipate making changes to its program objectives.

Does this Jurisdiction have any open Brownfields Economic Development Initiative (BEDI) grants?

No

[BEDI grantees] Describe accomplishments and program outcomes during the last year.

CR-58 – Section 3

Identify the number of individuals assisted and the types of assistance provided

Total Labor Hours	CDBG	HOME	ESG	HOPWA	HTF
Total Number of Activities	2	0	0	0	0
Total Labor Hours	0				
Total Section 3 Worker Hours	0				
Total Targeted Section 3 Worker Hours	0				

Table 8 – Total Labor Hours

Qualitative Efforts - Number of Activities by Program	CDBG	HOME	ESG	HOPWA	HTF
Outreach efforts to generate job applicants who are Public Housing Targeted Workers	0				
Outreach efforts to generate job applicants who are Other Funding Targeted Workers.	0				
Direct, on-the job training (including apprenticeships).	0				
Indirect training such as arranging for, contracting for, or paying tuition for, off-site training.	0				
Technical assistance to help Section 3 workers compete for jobs (e.g., resume assistance, coaching).	0				
Outreach efforts to identify and secure bids from Section 3 business concerns.	0				
Technical assistance to help Section 3 business concerns understand and bid on contracts.	0				
Division of contracts into smaller jobs to facilitate participation by Section 3 business concerns.	0				
Provided or connected residents with assistance in seeking employment including: drafting resumes, preparing for interviews, finding job opportunities, connecting residents to job placement services.	0				
Held one or more job fairs.	0				
Provided or connected residents with supportive services that can provide direct services or referrals.	8				
Provided or connected residents with supportive services that provide one or more of the following: work readiness health screenings, interview clothing, uniforms, test fees, transportation.	1				
Assisted residents with finding child care.	0				
Assisted residents to apply for, or attend community college or a four year educational institution.	0				
Assisted residents to apply for, or attend vocational/technical training.	0				
Assisted residents to obtain financial literacy training and/or coaching.	1				
Bonding assistance, guaranties, or other efforts to support viable bids from Section 3 business concerns.	0				
Provided or connected residents with training on computer use or online technologies.	0				
Promoting the use of a business registry designed to create opportunities for disadvantaged and small businesses.	0				
Outreach, engagement, or referrals with the state one-stop system, as designed in Section 121(e)(2) of the Workforce Innovation and Opportunity Act.	0				

Other.					
--------	--	--	--	--	--

Table 9 – Qualitative Efforts - Number of Activities by Program

Narrative

During program year 2021 the city completed two capital improvement projects including the San Juan Restrooms Improvement Project and the Various Signalized Intersection and Safety Improvement Project.

Attachment

PR-26 CDBG/CV Financial Summary Report

Attachment A
CDBG Financial Summary Reports CDBG/CDBG-CV

PART I: SUMMARY OF CDBG RESOURCES

01 UNEXPENDED CDBG FUNDS AT END OF PREVIOUS PROGRAM YEAR	672,911.54
02 ENTITLEMENT GRANT	647,381.00
03 SURPLUS URBAN RENEWAL	0.00
04 SECTION 108 GUARANTEED LOAN FUNDS	0.00
05 CURRENT YEAR PROGRAM INCOME	121,444.22
05a CURRENT YEAR SECTION 108 PROGRAM INCOME (FOR SI TYPE)	0.00
06 FUNDS RETURNED TO THE LINE-OF-CREDIT	0.00
06a FUNDS RETURNED TO THE LOCAL CDBG ACCOUNT	0.00
07 ADJUSTMENT TO COMPUTE TOTAL AVAILABLE	0.00
08 TOTAL AVAILABLE (SUM, LINES 01-07)	1,441,736.76

PART II: SUMMARY OF CDBG EXPENDITURES

09 DISBURSEMENTS OTHER THAN SECTION 108 REPAYMENTS AND PLANNING/ADMINISTRATION	885,877.01
10 ADJUSTMENT TO COMPUTE TOTAL AMOUNT SUBJECT TO LOW/MOD BENEFIT	0.00
11 AMOUNT SUBJECT TO LOW/MOD BENEFIT (LINE 09 + LINE 10)	885,877.01
12 DISBURSED IN IDIS FOR PLANNING/ADMINISTRATION	153,765.04
13 DISBURSED IN IDIS FOR SECTION 108 REPAYMENTS	0.00
14 ADJUSTMENT TO COMPUTE TOTAL EXPENDITURES	0.00
15 TOTAL EXPENDITURES (SUM, LINES 11-14)	1,039,642.05
16 UNEXPENDED BALANCE (LINE 08 - LINE 15)	402,094.71

PART III: LOW/MOD BENEFIT THIS REPORTING PERIOD

17 EXPENDED FOR LOW/MOD HOUSING IN SPECIAL AREAS	0.00
18 EXPENDED FOR LOW/MOD MULTI-UNIT HOUSING	0.00
19 DISBURSED FOR OTHER LOW/MOD ACTIVITIES	885,877.01
20 ADJUSTMENT TO COMPUTE TOTAL LOW/MOD CREDIT	0.00
21 TOTAL LOW/MOD CREDIT (SUM, LINES 17-20)	885,877.01
22 PERCENT LOW/MOD CREDIT (LINE 21/LINE 11)	100.00%

LOW/MOD BENEFIT FOR MULTI-YEAR CERTIFICATIONS

23 PROGRAM YEARS(PY) COVERED IN CERTIFICATION	PY: PY: PY:
24 CUMULATIVE NET EXPENDITURES SUBJECT TO LOW/MOD BENEFIT CALCULATION	0.00
25 CUMULATIVE EXPENDITURES BENEFITING LOW/MOD PERSONS	0.00
26 PERCENT BENEFIT TO LOW/MOD PERSONS (LINE 25/LINE 24)	0.00%

PART IV: PUBLIC SERVICE (PS) CAP CALCULATIONS

27 DISBURSED IN IDIS FOR PUBLIC SERVICES	99,233.28
28 PS UNLIQUIDATED OBLIGATIONS AT END OF CURRENT PROGRAM YEAR	0.00
29 PS UNLIQUIDATED OBLIGATIONS AT END OF PREVIOUS PROGRAM YEAR	0.00
30 ADJUSTMENT TO COMPUTE TOTAL PS OBLIGATIONS	0.00
31 TOTAL PS OBLIGATIONS (LINE 27 + LINE 28 - LINE 29 + LINE 30)	99,233.28
32 ENTITLEMENT GRANT	647,381.00
33 PRIOR YEAR PROGRAM INCOME	49,301.71
34 ADJUSTMENT TO COMPUTE TOTAL SUBJECT TO PS CAP	0.00
35 TOTAL SUBJECT TO PS CAP (SUM, LINES 32-34)	696,682.71
36 PERCENT FUNDS OBLIGATED FOR PS ACTIVITIES (LINE 31/LINE 35)	14.24%

PART V: PLANNING AND ADMINISTRATION (PA) CAP

37 DISBURSED IN IDIS FOR PLANNING/ADMINISTRATION	153,765.04
38 PA UNLIQUIDATED OBLIGATIONS AT END OF CURRENT PROGRAM YEAR	0.00
39 PA UNLIQUIDATED OBLIGATIONS AT END OF PREVIOUS PROGRAM YEAR	0.00
40 ADJUSTMENT TO COMPUTE TOTAL PA OBLIGATIONS	0.00
41 TOTAL PA OBLIGATIONS (LINE 37 + LINE 38 - LINE 39 +LINE 40)	153,765.04
42 ENTITLEMENT GRANT	647,381.00
43 CURRENT YEAR PROGRAM INCOME	121,444.22
44 ADJUSTMENT TO COMPUTE TOTAL SUBJECT TO PA CAP	0.00
45 TOTAL SUBJECT TO PA CAP (SUM, LINES 42-44)	768,825.22
46 PERCENT FUNDS OBLIGATED FOR PA ACTIVITIES (LINE 41/LINE 45)	20.00%



Office of Community Planning and Development
U.S. Department of Housing and Urban Development
Integrated Disbursement and Information System
PR26 - CDBG Financial Summary Report
Program Year 2021
CITRUS HEIGHTS, CA

DATE: 03-25-22
TIME: 17:47
PAGE: 2

LINE 17 DETAIL: ACTIVITIES TO CONSIDER IN DETERMINING THE AMOUNT TO ENTER ON LINE 17

Report returned no data.

LINE 18 DETAIL: ACTIVITIES TO CONSIDER IN DETERMINING THE AMOUNT TO ENTER ON LINE 18

Report returned no data.

LINE 19 DETAIL: ACTIVITIES INCLUDED IN THE COMPUTATION OF LINE 19

Plan Year	IDIS Project	IDIS Activity	Voucher Number	Activity Name	Matrix Code	National Objective	Drawn Amount
2021	6	246	6601949	San Juan Park Restrooms	03F	LMA	\$200,000.00
					03F	Matrix Code	\$200,000.00
2021	5	241	6570878	Signalized Intersection Project (CDBG 2021)	03K	LMA	\$31,725.37
2021	5	241	6570879	Signalized Intersection Project (CDBG 2021)	03K	LMA	\$1,669.76
2021	5	241	6570880	Signalized Intersection Project (CDBG 2021)	03K	LMA	\$117,418.16
2021	5	241	6570881	Signalized Intersection Project (CDBG 2021)	03K	LMA	\$6,179.90
2021	5	241	6586044	Signalized Intersection Project (CDBG 2021)	03K	LMA	\$4,041.42
2021	5	241	6586050	Signalized Intersection Project (CDBG 2021)	03K	LMA	\$141,280.78
2021	5	241	6612402	Signalized Intersection Project (CDBG 2021)	03K	LMA	\$23,459.83
					03K	Matrix Code	\$325,775.22
2020	7	231	6579697	2019-20 Accessibility and Drainage Project	03L	LMA	\$7,331.65
2020	7	231	6579698	2019-20 Accessibility and Drainage Project	03L	LMA	\$1,642.11
					03L	Matrix Code	\$8,973.76
2021	3	233	6571033	Meals on Wheels (CDBG 2021)	05A	LWC	\$1,243.54
2021	3	233	6571034	Meals on Wheels (CDBG 2021)	05A	LWC	\$1,290.18
2021	3	233	6571035	Meals on Wheels (CDBG 2021)	05A	LWC	\$1,303.04
2021	3	233	6571036	Meals on Wheels (CDBG 2021)	05A	LWC	\$1,317.00
2021	3	233	6571037	Meals on Wheels (CDBG 2021)	05A	LWC	\$1,140.00
2021	3	233	6571039	Meals on Wheels (CDBG 2021)	05A	LWC	\$1,320.00
2021	3	233	6585957	Meals on Wheels (CDBG 2021)	05A	LWC	\$1,478.08
2021	3	233	6585963	Meals on Wheels (CDBG 2021)	05A	LWC	\$1,493.89
2021	3	233	6601923	Meals on Wheels (CDBG 2021)	05A	LWC	\$1,375.23
2021	3	233	6601924	Meals on Wheels (CDBG 2021)	05A	LWC	\$1,209.60
2021	3	233	6601925	Meals on Wheels (CDBG 2021)	05A	LWC	\$829.44
					05A	Matrix Code	\$14,000.00
2021	3	235	6571023	Campus Life (CDBG 2021)	05D	LWC	\$1,170.00
2021	3	235	6571026	Campus Life (CDBG 2021)	05D	LWC	\$1,170.00
2021	3	235	6571027	Campus Life (CDBG 2021)	05D	LWC	\$1,170.00
2021	3	235	6571028	Campus Life (CDBG 2021)	05D	LWC	\$1,170.00
2021	3	235	6571029	Campus Life (CDBG 2021)	05D	LWC	\$1,170.00
2021	3	235	6571030	Campus Life (CDBG 2021)	05D	LWC	\$1,170.00
2021	3	235	6585944	Campus Life (CDBG 2021)	05D	LWC	\$1,170.00
2021	3	235	6585945	Campus Life (CDBG 2021)	05D	LWC	\$1,170.00
2021	3	235	6585947	Campus Life (CDBG 2021)	05D	LWC	\$1,170.00
2021	3	235	6601919	Campus Life (CDBG 2021)	05D	LWC	\$1,170.00
2021	3	235	6601921	Campus Life (CDBG 2021)	05D	LWC	\$1,170.00
2021	3	235	6601922	Campus Life (CDBG 2021)	05D	LWC	\$1,130.00
					05D	Matrix Code	\$14,000.00
2021	3	239	6570909	WEAVE (CDBG 2021)	05G	LWC	\$2,839.17
2021	3	239	6570910	WEAVE (CDBG 2021)	05G	LWC	\$2,985.64
2021	3	239	6601933	WEAVE (CDBG 2021)	05G	LWC	\$1,391.19
					05G	Matrix Code	\$7,216.00
2021	3	237	6570902	Renters Helpline (CDBG 2021)	05K	LWC	\$1,322.49
2021	3	237	6570903	Renters Helpline (CDBG 2021)	05K	LWC	\$846.80
2021	3	237	6570904	Renters Helpline (CDBG 2021)	05K	LWC	\$3,213.72
2021	3	237	6570905	Renters Helpline (CDBG 2021)	05K	LWC	\$1,061.48
2021	3	237	6570907	Renters Helpline (CDBG 2021)	05K	LWC	\$832.05
2021	3	237	6570908	Renters Helpline (CDBG 2021)	05K	LWC	\$4,094.62
2021	3	237	6585960	Renters Helpline (CDBG 2021)	05K	LWC	\$860.61
2021	3	237	6585963	Renters Helpline (CDBG 2021)	05K	LWC	\$895.93
2021	3	237	6601928	Renters Helpline (CDBG 2021)	05K	LWC	\$1,129.76
2021	3	237	6601929	Renters Helpline (CDBG 2021)	05K	LWC	\$1,902.15
2021	3	237	6601931	Renters Helpline (CDBG 2021)	05K	LWC	\$1,070.62
2021	3	237	6601932	Renters Helpline (CDBG 2021)	05K	LWC	\$3,045.65
					05K	Matrix Code	\$20,075.88
2021	3	234	6570911	Single Mom Strong (CDBG 2021)	05L	LWC	\$595.05
2021	3	234	6570913	Single Mom Strong (CDBG 2021)	05L	LWC	\$654.69
2021	3	234	6570915	Single Mom Strong (CDBG 2021)	05L	LWC	\$879.80
2021	3	234	6570917	Single Mom Strong (CDBG 2021)	05L	LWC	\$768.08
2021	3	234	6570919	Single Mom Strong (CDBG 2021)	05L	LWC	\$750.06
2021	3	234	6570921	Single Mom Strong (CDBG 2021)	05L	LWC	\$530.18



Office of Community Planning and Development
U.S. Department of Housing and Urban Development
Integrated Disbursement and Information System
PR26 - CDBG Financial Summary Report
Program Year 2021
CITRUS HEIGHTS, CA

DATE: 03-25-22
TIME: 17:47
PAGE: 3

Plan Year	IDIS Project	IDIS Activity	Voucher Number	Activity Name	Matrix Code	National Objective	Drawn Amount
2021	3	234	6585984	Single Mom Strong (CDBG 2021)	05L	LMC	\$414.19
2021	3	234	6601934	Single Mom Strong (CDBG 2021)	05L	LMC	\$353.46
2021	3	234	6601935	Single Mom Strong (CDBG 2021)	05L	LMC	\$370.13
2021	3	234	6601936	Single Mom Strong (CDBG 2021)	05L	LMC	\$374.24
2021	3	234	6601937	Single Mom Strong (CDBG 2021)	05L	LMC	\$211.74
2021	3	234	6601938	Single Mom Strong (CDBG 2021)	05L	LMC	\$324.78
					05L	Matrix Code	\$6,226.40
2021	3	236	6570894	Housing Counseling/Navigator (CDBG 2021)	05U	LMC	\$592.47
2021	3	236	6570897	Housing Counseling/Navigator (CDBG 2021)	05U	LMC	\$4,280.76
2021	3	236	6570898	Housing Counseling/Navigator (CDBG 2021)	05U	LMC	\$4,205.52
2021	3	236	6570899	Housing Counseling/Navigator (CDBG 2021)	05U	LMC	\$4,156.68
2021	3	236	6601927	Housing Counseling/Navigator (CDBG 2021)	05U	LMC	\$2,764.57
					05U	Matrix Code	\$16,000.00
2021	3	238	6570884	Sunrise Christian Food Ministry (CDBG 2021)	05W	LMC	\$1,991.87
2021	3	238	6570886	Sunrise Christian Food Ministry (CDBG 2021)	05W	LMC	\$3,228.85
2021	3	238	6570887	Sunrise Christian Food Ministry (CDBG 2021)	05W	LMC	\$2,928.67
2021	3	238	6570889	Sunrise Christian Food Ministry (CDBG 2021)	05W	LMC	\$1,401.10
2021	3	238	6570891	Sunrise Christian Food Ministry (CDBG 2021)	05W	LMC	\$2,226.72
2021	3	238	6570892	Sunrise Christian Food Ministry (CDBG 2021)	05W	LMC	\$1,458.09
2021	3	238	6585966	Sunrise Christian Food Ministry (CDBG 2021)	05W	LMC	\$768.38
2021	3	238	6585969	Sunrise Christian Food Ministry (CDBG 2021)	05W	LMC	\$1,339.51
2021	3	238	6585972	Sunrise Christian Food Ministry (CDBG 2021)	05W	LMC	\$1,541.40
2021	3	238	6601926	Sunrise Christian Food Ministry (CDBG 2021)	05W	LMC	\$4,830.41
					05W	Matrix Code	\$21,715.00
2021	7	242	6570922	Critical Repair Grant Program (2021)	14A	LNH	\$3,938.72
2021	7	242	6570924	Critical Repair Grant Program (2021)	14A	LNH	\$4,480.92
2021	7	242	6570936	Critical Repair Grant Program (2021)	14A	LNH	\$4,010.67
2021	7	242	6570938	Critical Repair Grant Program (2021)	14A	LNH	\$4,361.35
2021	7	242	6570939	Critical Repair Grant Program (2021)	14A	LNH	\$1,268.44
2021	7	242	6570940	Critical Repair Grant Program (2021)	14A	LNH	\$10,094.96
2021	7	242	6570942	Critical Repair Grant Program (2021)	14A	LNH	\$4,195.70
2021	7	242	6570944	Critical Repair Grant Program (2021)	14A	LNH	\$7,610.00
2021	7	242	6570945	Critical Repair Grant Program (2021)	14A	LNH	\$5,210.00
2021	7	242	6570946	Critical Repair Grant Program (2021)	14A	LNH	\$7,235.00
2021	7	242	6570948	Critical Repair Grant Program (2021)	14A	LNH	\$13,810.00
2021	7	242	6570949	Critical Repair Grant Program (2021)	14A	LNH	\$13,115.00
2021	7	242	6570950	Critical Repair Grant Program (2021)	14A	LNH	\$7,835.00
2021	7	242	6570952	Critical Repair Grant Program (2021)	14A	LNH	\$7,995.00
2021	7	242	6570953	Critical Repair Grant Program (2021)	14A	LNH	\$245.00
2021	7	242	6585999	Critical Repair Grant Program (2021)	14A	LNH	\$4,230.18
2021	7	242	6586001	Critical Repair Grant Program (2021)	14A	LNH	\$4,449.98
2021	7	242	6586004	Critical Repair Grant Program (2021)	14A	LNH	\$4,299.70
2021	7	242	6586005	Critical Repair Grant Program (2021)	14A	LNH	\$4,137.25
2021	7	242	6586007	Critical Repair Grant Program (2021)	14A	LNH	\$10,450.00
2021	7	242	6586009	Critical Repair Grant Program (2021)	14A	LNH	\$19,090.00
2021	7	242	6586010	Critical Repair Grant Program (2021)	14A	LNH	\$8,500.00
2021	7	242	6586013	Critical Repair Grant Program (2021)	14A	LNH	\$7,250.00
2021	7	242	6586016	Critical Repair Grant Program (2021)	14A	LNH	\$3,200.00
2021	7	242	6586018	Critical Repair Grant Program (2021)	14A	LNH	\$22,500.00
2021	7	242	6601939	Critical Repair Grant Program (2021)	14A	LNH	\$5,285.11
2021	7	242	6601940	Critical Repair Grant Program (2021)	14A	LNH	\$4,872.17
2021	9	247	6601944	Housing Rehabilitation Project (Ongoing)	14A	LNH	\$46,067.65
2021	9	247	6601946	Housing Rehabilitation Project (Ongoing)	14A	LNH	\$9,152.80
2021	9	247	6601947	Housing Rehabilitation Project (Ongoing)	14A	LNH	\$2,614.15
2021	9	247	6606514	Housing Rehabilitation Project (Ongoing)	14A	LNH	\$65.00
2021	9	247	6606515	Housing Rehabilitation Project (Ongoing)	14A	LNH	\$65.00
2021	9	247	6606516	Housing Rehabilitation Project (Ongoing)	14A	LNH	\$65.00
2021	9	247	6606518	Housing Rehabilitation Project (Ongoing)	14A	LNH	\$65.00
2021	9	247	6606519	Housing Rehabilitation Project (Ongoing)	14A	LNH	\$65.00
2021	9	247	6606521	Housing Rehabilitation Project (Ongoing)	14A	LNH	\$65.00
					14A	Matrix Code	\$251,894.75
Total							\$885,877.01

LINE 27 DETAIL: ACTIVITIES INCLUDED IN THE COMPUTATION OF LINE 27

Plan Year	IDIS Project	IDIS Activity	Voucher Number	Activity to prevent, prepare for, and respond to	Activity Name	Grant Number	Fund Type	Matrix Code	National Objective	Drawn Amount
2021	3	233	6571033	No	Meals on Wheels (CDBG 2021)	B21MC060056	EN	05A	LWC	\$1,243.54
2021	3	233	6571034	No	Meals on Wheels (CDBG 2021)	B21MC060056	EN	05A	LWC	\$1,290.18
2021	3	233	6571035	No	Meals on Wheels (CDBG 2021)	B21MC060056	EN	05A	LWC	\$1,303.04
2021	3	233	6571036	No	Meals on Wheels (CDBG 2021)	B21MC060056	EN	05A	LWC	\$1,317.00
2021	3	233	6571037	No	Meals on Wheels (CDBG 2021)	B21MC060056	EN	05A	LWC	\$1,140.00
2021	3	233	6571039	No	Meals on Wheels (CDBG 2021)	B21MC060056	EN	05A	LWC	\$1,320.00
2021	3	233	6585967	No	Meals on Wheels (CDBG 2021)	B21MC060056	EN	05A	LWC	\$1,478.08
2021	3	233	6585963	No	Meals on Wheels (CDBG 2021)	B21MC060056	EN	05A	LWC	\$1,493.89
2021	3	233	6601923	No	Meals on Wheels (CDBG 2021)	B21MC060056	EN	05A	LWC	\$1,375.23
2021	3	233	6601924	No	Meals on Wheels (CDBG 2021)	B21MC060056	EN	05A	LWC	\$1,209.60
2021	3	233	6601925	No	Meals on Wheels (CDBG 2021)	B21MC060056	EN	05A	LWC	\$829.44
										05A Matrix Code \$14,000.00
2021	3	235	6571023	No	Campus Life (CDBG 2021)	B21MC060056	EN	05D	LWC	\$1,170.00
2021	3	235	6571026	No	Campus Life (CDBG 2021)	B21MC060056	EN	05D	LWC	\$1,170.00
2021	3	235	6571027	No	Campus Life (CDBG 2021)	B21MC060056	EN	05D	LWC	\$1,170.00
2021	3	235	6571028	No	Campus Life (CDBG 2021)	B21MC060056	EN	05D	LWC	\$1,170.00
2021	3	235	6571029	No	Campus Life (CDBG 2021)	B21MC060056	EN	05D	LWC	\$1,170.00
2021	3	235	6571030	No	Campus Life (CDBG 2021)	B21MC060056	EN	05D	LWC	\$1,170.00
2021	3	235	6585944	No	Campus Life (CDBG 2021)	B21MC060056	EN	05D	LWC	\$1,170.00
2021	3	235	6585945	No	Campus Life (CDBG 2021)	B21MC060056	EN	05D	LWC	\$1,170.00
2021	3	235	6585947	No	Campus Life (CDBG 2021)	B21MC060056	EN	05D	LWC	\$1,170.00
2021	3	235	6601919	No	Campus Life (CDBG 2021)	B21MC060056	EN	05D	LWC	\$1,170.00
2021	3	235	6601921	No	Campus Life (CDBG 2021)	B21MC060056	EN	05D	LWC	\$1,170.00
2021	3	235	6601922	No	Campus Life (CDBG 2021)	B21MC060056	EN	05D	LWC	\$1,130.00
										05D Matrix Code \$14,000.00
2021	3	239	6570909	No	WEAVE (CDBG 2021)	B21MC060056	EN	05G	LWC	\$2,839.17
2021	3	239	6570910	No	WEAVE (CDBG 2021)	B21MC060056	EN	05G	LWC	\$2,985.64
2021	3	239	6601933	No	WEAVE (CDBG 2021)	B21MC060056	EN	05G	LWC	\$1,391.19
										05G Matrix Code \$7,216.00
2021	3	237	6570902	No	Renters Helpline (CDBG 2021)	B21MC060056	EN	05K	LWC	\$1,322.49
2021	3	237	6570903	No	Renters Helpline (CDBG 2021)	B21MC060056	EN	05K	LWC	\$846.80
2021	3	237	6570904	No	Renters Helpline (CDBG 2021)	B21MC060056	EN	05K	LWC	\$3,213.72
2021	3	237	6570905	No	Renters Helpline (CDBG 2021)	B21MC060056	EN	05K	LWC	\$1,061.48
2021	3	237	6570907	No	Renters Helpline (CDBG 2021)	B21MC060056	EN	05K	LWC	\$632.05
2021	3	237	6570908	No	Renters Helpline (CDBG 2021)	B21MC060056	EN	05K	LWC	\$4,094.62
2021	3	237	6585980	No	Renters Helpline (CDBG 2021)	B21MC060056	EN	05K	LWC	\$860.61
2021	3	237	6585983	No	Renters Helpline (CDBG 2021)	B21MC060056	EN	05K	LWC	\$895.93
2021	3	237	6601928	No	Renters Helpline (CDBG 2021)	B21MC060056	EN	05K	LWC	\$1,129.76
2021	3	237	6601929	No	Renters Helpline (CDBG 2021)	B21MC060056	EN	05K	LWC	\$1,902.15
2021	3	237	6601931	No	Renters Helpline (CDBG 2021)	B21MC060056	EN	05K	LWC	\$1,070.62
2021	3	237	6601932	No	Renters Helpline (CDBG 2021)	B21MC060056	EN	05K	LWC	\$3,045.65
										05K Matrix Code \$20,075.88
2021	3	234	6570911	No	Single Mom Strong (CDBG 2021)	B21MC060056	EN	05L	LWC	\$595.05
2021	3	234	6570913	No	Single Mom Strong (CDBG 2021)	B21MC060056	EN	05L	LWC	\$654.69
2021	3	234	6570915	No	Single Mom Strong (CDBG 2021)	B21MC060056	EN	05L	LWC	\$879.80
2021	3	234	6570917	No	Single Mom Strong (CDBG 2021)	B21MC060056	EN	05L	LWC	\$768.08
2021	3	234	6570919	No	Single Mom Strong (CDBG 2021)	B21MC060056	EN	05L	LWC	\$750.06
2021	3	234	6570921	No	Single Mom Strong (CDBG 2021)	B21MC060056	EN	05L	LWC	\$530.18
2021	3	234	6585984	No	Single Mom Strong (CDBG 2021)	B21MC060056	EN	05L	LWC	\$414.19
2021	3	234	6601934	No	Single Mom Strong (CDBG 2021)	B21MC060056	EN	05L	LWC	\$353.46
2021	3	234	6601935	No	Single Mom Strong (CDBG 2021)	B21MC060056	EN	05L	LWC	\$370.13
2021	3	234	6601936	No	Single Mom Strong (CDBG 2021)	B21MC060056	EN	05L	LWC	\$374.24
2021	3	234	6601937	No	Single Mom Strong (CDBG 2021)	B21MC060056	EN	05L	LWC	\$211.74
2021	3	234	6601938	No	Single Mom Strong (CDBG 2021)	B21MC060056	EN	05L	LWC	\$324.78
										05L Matrix Code \$6,226.40
2021	3	236	6570894	No	Housing Counseling/Navigator (CDBG 2021)	B21MC060056	EN	05U	LWC	\$562.47
2021	3	236	6570897	No	Housing Counseling/Navigator (CDBG 2021)	B21MC060056	EN	05U	LWC	\$4,280.76
2021	3	236	6570898	No	Housing Counseling/Navigator (CDBG 2021)	B21MC060056	EN	05U	LWC	\$4,205.52
2021	3	236	6570899	No	Housing Counseling/Navigator (CDBG 2021)	B21MC060056	EN	05U	LWC	\$4,156.68
2021	3	236	6601927	No	Housing Counseling/Navigator (CDBG 2021)	B21MC060056	EN	05U	LWC	\$2,764.57
										05U Matrix Code \$16,000.00
2021	3	238	6570884	No	Sunrise Christian Food Ministry (CDBG 2021)	B21MC060056	EN	05W	LWC	\$1,991.87
2021	3	238	6570886	No	Sunrise Christian Food Ministry (CDBG 2021)	B21MC060056	EN	05W	LWC	\$3,228.85
2021	3	238	6570887	No	Sunrise Christian Food Ministry (CDBG 2021)	B21MC060056	EN	05W	LWC	\$2,928.67
2021	3	238	6570889	No	Sunrise Christian Food Ministry (CDBG 2021)	B21MC060056	EN	05W	LWC	\$1,401.10
2021	3	238	6570891	No	Sunrise Christian Food Ministry (CDBG 2021)	B21MC060056	EN	05W	LWC	\$2,226.72
2021	3	238	6570892	No	Sunrise Christian Food Ministry (CDBG 2021)	B21MC060056	EN	05W	LWC	\$1,458.09



Office of Community Planning and Development
U.S. Department of Housing and Urban Development
Integrated Disbursement and Information System
PR26 - CDBG Financial Summary Report
Program Year 2021
CITRUS HEIGHTS, CA

DATE: 03-25-22
TIME: 17:47
PAGE: 5

Plan Year	IDIS Project	IDIS Activity	Voucher Number	Activity to prevent, prepare for, and respond to Coronavirus	Activity Name	Grant Number	Fund Type	Matrix Code	National Objective	Drawn Amount
2021	3	238	6585966	No	Sunrise Christian Food Ministry (CDBG 2021)	B21MCD60056	EN	05W	LMC	\$768.38
2021	3	238	6585969	No	Sunrise Christian Food Ministry (CDBG 2021)	B21MCD60056	EN	05W	LMC	\$1,339.51
2021	3	238	6585972	No	Sunrise Christian Food Ministry (CDBG 2021)	B21MCD60056	EN	05W	LMC	\$1,541.40
2021	3	238	6601926	No	Sunrise Christian Food Ministry (CDBG 2021)	B21MCD60056	EN	05W	LMC	\$4,830.41
									05W	Matrix Code
										\$21,715.00
										\$99,233.28
										\$99,233.28

LINE 37 DETAIL: ACTIVITIES INCLUDED IN THE COMPUTATION OF LINE 37

Plan Year	IDIS Project	IDIS Activity	Voucher Number	Activity Name	Matrix Code	National Objective	Drawn Amount
2020	12	229	6606525	Planning & Administration CDBG-CV	21A		\$685.44
2020	12	229	6606526	Planning & Administration CDBG-CV	21A		\$690.34
2020	12	229	6606527	Planning & Administration CDBG-CV	21A		\$3,271.75
2020	12	229	6606529	Planning & Administration CDBG-CV	21A		\$571.25
2020	12	229	6606530	Planning & Administration CDBG-CV	21A		\$428.40
2020	12	229	6606532	Planning & Administration CDBG-CV	21A		\$642.55
2020	12	229	6606533	Planning & Administration CDBG-CV	21A		\$2,653.21
2020	12	229	6606534	Planning & Administration CDBG-CV	21A		\$1,284.99
2020	12	229	6606536	Planning & Administration CDBG-CV	21A		\$885.36
2020	12	229	6606538	Planning & Administration CDBG-CV	21A		\$1,152.53
2020	12	229	6606540	Planning & Administration CDBG-CV	21A		\$1,881.38
2020	12	229	6606541	Planning & Administration CDBG-CV	21A		\$266.23
2021	2	240	6570836	Planning & Administration (CDBG 2021)	21A		\$9,705.41
2021	2	240	6571072	Planning & Administration (CDBG 2021)	21A		\$1,890.32
2021	2	240	6571073	Planning & Administration (CDBG 2021)	21A		\$11,816.19
2021	2	240	6571074	Planning & Administration (CDBG 2021)	21A		\$15,551.77
2021	2	240	6571075	Planning & Administration (CDBG 2021)	21A		\$12,503.27
2021	2	240	6571076	Planning & Administration (CDBG 2021)	21A		\$9,865.61
2021	2	240	6571078	Planning & Administration (CDBG 2021)	21A		\$5,454.64
2021	2	240	6571080	Planning & Administration (CDBG 2021)	21A		\$24.04
2021	2	240	6585987	Planning & Administration (CDBG 2021)	21A		\$9,961.58
2021	2	240	6585988	Planning & Administration (CDBG 2021)	21A		\$8,834.37
2021	2	240	6585989	Planning & Administration (CDBG 2021)	21A		\$11,956.64
2021	2	240	6585990	Planning & Administration (CDBG 2021)	21A		\$10,441.33
2021	2	240	6585991	Planning & Administration (CDBG 2021)	21A		\$6,703.03
2021	2	240	6585998	Planning & Administration (CDBG 2021)	21A		\$3,497.95
2021	2	240	6607466	Planning & Administration (CDBG 2021)	21A		\$694.81
2021	2	240	6607467	Planning & Administration (CDBG 2021)	21A		\$807.68
2021	2	240	6607469	Planning & Administration (CDBG 2021)	21A		\$1,876.60
2021	2	240	6607470	Planning & Administration (CDBG 2021)	21A		\$2,139.71
2021	2	240	6607471	Planning & Administration (CDBG 2021)	21A		\$2,269.37
2021	2	240	6607473	Planning & Administration (CDBG 2021)	21A		\$3,825.54
2021	2	240	6607474	Planning & Administration (CDBG 2021)	21A		\$2,618.51
2021	2	240	6607475	Planning & Administration (CDBG 2021)	21A		\$3,371.66
2021	2	240	6607476	Planning & Administration (CDBG 2021)	21A		\$2,189.78
2021	2	240	6607477	Planning & Administration (CDBG 2021)	21A		\$1,301.80
					21A	Matrix Code	\$153,765.04
Total							\$153,765.04



Office of Community Planning and Development
U.S. Department of Housing and Urban Development
Integrated Disbursement and Information System
PR26 - CDBG-CV Financial Summary Report
CITRUS HEIGHTS , CA

DATE: 03-25-22
TIME: 17:50
PAGE: 1

PART I: SUMMARY OF CDBG-CV RESOURCES

01 CDBG-CV GRANT	920,226.00
02 FUNDS RETURNED TO THE LINE-OF-CREDIT	0.00
03 FUNDS RETURNED TO THE LOCAL CDBG ACCOUNT	0.00
04 TOTAL AVAILABLE (SUM, LINES 01-03)	920,226.00

PART II: SUMMARY OF CDBG-CV EXPENDITURES

05 DISBURSEMENTS OTHER THAN SECTION 108 REPAYMENTS AND PLANNING/ADMINISTRATION	277,796.71
06 DISBURSED IN IDIS FOR PLANNING/ADMINISTRATION	79,094.68
07 DISBURSED IN IDIS FOR SECTION 108 REPAYMENTS	0.00
08 TOTAL EXPENDITURES (SUM, LINES 05 - 07)	356,891.39
09 UNEXPENDED BALANCE (LINE 04 - LINE8)	563,334.61

PART III: LOWMOD BENEFIT FOR THE CDBG-CV GRANT

10 EXPENDED FOR LOW/MOD HOUSING IN SPECIAL AREAS	0.00
11 EXPENDED FOR LOW/MOD MULTI-UNIT HOUSING	0.00
12 DISBURSED FOR OTHER LOW/MOD ACTIVITIES	277,796.71
13 TOTAL LOW/MOD CREDIT (SUM, LINES 10 - 12)	277,796.71
14 AMOUNT SUBJECT TO LOW/MOD BENEFIT (LINE 05)	277,796.71
15 PERCENT LOW/MOD CREDIT (LINE 13/LINE 14)	100.00%

PART IV: PUBLIC SERVICE (PS) CALCULATIONS

16 DISBURSED IN IDIS FOR PUBLIC SERVICES	277,796.71
17 CDBG-CV GRANT	920,226.00
18 PERCENT OF FUNDS DISBURSED FOR PS ACTIVITIES (LINE 16/LINE 17)	30.19%

PART V: PLANNING AND ADMINISTRATION (PA) CAP

19 DISBURSED IN IDIS FOR PLANNING/ADMINISTRATION	79,094.68
20 CDBG-CV GRANT	920,226.00
21 PERCENT OF FUNDS DISBURSED FOR PA ACTIVITIES (LINE 19/LINE 20)	8.60%



Office of Community Planning and Development
U.S. Department of Housing and Urban Development
Integrated Disbursement and Information System
PR26 - CDBG-CV Financial Summary Report
CITRUS HEIGHTS , CA

DATE: 03-25-22
TIME: 17:50
PAGE: 2

LINE 10 DETAIL: ACTIVITIES TO CONSIDER IN DETERMINING THE AMOUNT TO ENTER ON LINE 10

Report returned no data.

LINE 11 DETAIL: ACTIVITIES TO CONSIDER IN DETERMINING THE AMOUNT TO ENTER ON LINE 11

Report returned no data.

LINE 12 DETAIL: ACTIVITIES INCLUDED IN THE COMPUTATION OF LINE 12

Plan Year	IDIS Project	IDIS Activity	Voucher Number	Activity Name	Matrix Code	National Objective	Drawn Amount
2020	11	224	6469666	Campus Life Connection CDBG-CV-1	05W	LMC	\$4,191.66
			6469667	Campus Life Connection CDBG-CV-1	05W	LMC	\$6,171.92
			6469668	Campus Life Connection CDBG-CV-1	05W	LMC	\$5,318.78
		225	6470039	Campus Life Connection CDBG-CV-1	05W	LMC	\$67.64
			6468593	Supplemental Navigator CDBG-CV	05Q	LMC	\$2,508.00
			6468595	Supplemental Navigator CDBG-CV	05Q	LMC	\$2,508.00
			6469644	Supplemental Navigator CDBG-CV	05Q	LMC	\$2,508.00
			6469645	Supplemental Navigator CDBG-CV	05Q	LMC	\$1,818.30
			6469646	Supplemental Navigator CDBG-CV	05Q	LMC	\$2,508.00
			6469647	Supplemental Navigator CDBG-CV	05Q	LMC	\$1,727.10
			6469648	Supplemental Navigator CDBG-CV	05Q	LMC	\$1,288.20
			6469649	Supplemental Navigator CDBG-CV	05Q	LMC	\$62.70
			6469650	Supplemental Navigator CDBG-CV	05Q	LMC	\$940.50
			6469652	Supplemental Navigator CDBG-CV	05Q	LMC	\$501.60
			6469653	Supplemental Navigator CDBG-CV	05Q	LMC	\$376.20
			6469654	Supplemental Navigator CDBG-CV	05Q	LMC	\$877.80
			6469655	Supplemental Navigator CDBG-CV	05Q	LMC	\$877.80
			6469656	Supplemental Navigator CDBG-CV	05Q	LMC	\$940.50
			6469657	Supplemental Navigator CDBG-CV	05Q	LMC	\$940.50
			6469658	Supplemental Navigator CDBG-CV	05Q	LMC	\$144.69
			6469659	Supplemental Navigator CDBG-CV	05Q	LMC	\$123.00
			6469660	Supplemental Navigator CDBG-CV	05Q	LMC	\$52.95
			6469661	Supplemental Navigator CDBG-CV	05Q	LMC	\$150.69
			6469662	Supplemental Navigator CDBG-CV	05Q	LMC	\$70.30
			6469663	Supplemental Navigator CDBG-CV	05Q	LMC	\$245.00
			6469892	Supplemental Navigator CDBG-CV	05Q	LMC	\$20.75
			6469894	Supplemental Navigator CDBG-CV	05Q	LMC	\$64.78
			6469896	Supplemental Navigator CDBG-CV	05Q	LMC	\$53.88
			6469899	Supplemental Navigator CDBG-CV	05Q	LMC	\$19.16
			6469901	Supplemental Navigator CDBG-CV	05Q	LMC	\$11.62
			6469906	Supplemental Navigator CDBG-CV	05Q	LMC	\$48.19
			6469907	Supplemental Navigator CDBG-CV	05Q	LMC	\$128.51
			6469908	Supplemental Navigator CDBG-CV	05Q	LMC	\$43.10
			6469911	Supplemental Navigator CDBG-CV	05Q	LMC	\$165.15
			6469912	Supplemental Navigator CDBG-CV	05Q	LMC	\$34.48
			6469914	Supplemental Navigator CDBG-CV	05Q	LMC	\$115.25
			6469917	Supplemental Navigator CDBG-CV	05Q	LMC	\$49.24
			6469918	Supplemental Navigator CDBG-CV	05Q	LMC	\$19.10
			6469921	Supplemental Navigator CDBG-CV	05Q	LMC	\$34.48
			6469923	Supplemental Navigator CDBG-CV	05Q	LMC	\$46.87
			6469924	Supplemental Navigator CDBG-CV	05Q	LMC	\$25.14
			6469926	Supplemental Navigator CDBG-CV	05Q	LMC	\$31.34
			6469929	Supplemental Navigator CDBG-CV	05Q	LMC	\$32.26
			6469930	Supplemental Navigator CDBG-CV	05Q	LMC	\$60.93
			6469931	Supplemental Navigator CDBG-CV	05Q	LMC	\$37.00
			6469932	Supplemental Navigator CDBG-CV	05Q	LMC	\$24.67
			6469933	Supplemental Navigator CDBG-CV	05Q	LMC	\$45.79
			6469935	Supplemental Navigator CDBG-CV	05Q	LMC	\$49.03
			6469938	Supplemental Navigator CDBG-CV	05Q	LMC	\$627.00
			6469940	Supplemental Navigator CDBG-CV	05Q	LMC	\$689.70
			6469941	Supplemental Navigator CDBG-CV	05Q	LMC	\$313.50



Office of Community Planning and Development
U.S. Department of Housing and Urban Development
Integrated Disbursement and Information System
PR26 - CDBG-CV Financial Summary Report
CITRUS HEIGHTS , CA

DATE: 03-25-22
TIME: 17:50
PAGE: 3

Plan Year	IDIS Project	IDIS Activity	Voucher Number	Activity Name	Matrix Code	National Objective	Drawn Amount
2020	11	225	6469942	Supplemental Navigator CDBG-CV	05Q	LMC	\$689.70
			6469954	Supplemental Navigator CDBG-CV	05Q	LMC	\$689.70
			6469955	Supplemental Navigator CDBG-CV	05Q	LMC	\$689.70
			6469956	Supplemental Navigator CDBG-CV	05Q	LMC	\$873.24
			6469957	Supplemental Navigator CDBG-CV	05Q	LMC	\$501.60
			6469959	Supplemental Navigator CDBG-CV	05Q	LMC	\$188.10
			6469960	Supplemental Navigator CDBG-CV	05Q	LMC	\$501.60
			6469961	Supplemental Navigator CDBG-CV	05Q	LMC	\$501.60
			6469962	Supplemental Navigator CDBG-CV	05Q	LMC	\$438.90
			6469963	Supplemental Navigator CDBG-CV	05Q	LMC	\$501.60
			6469964	Supplemental Navigator CDBG-CV	05Q	LMC	\$250.80
			6469965	Supplemental Navigator CDBG-CV	05Q	LMC	\$1,316.70
			6469967	Supplemental Navigator CDBG-CV	05Q	LMC	\$313.50
			6469968	Supplemental Navigator CDBG-CV	05Q	LMC	\$1,316.70
			6469970	Supplemental Navigator CDBG-CV	05Q	LMC	\$1,818.30
			6469972	Supplemental Navigator CDBG-CV	05Q	LMC	\$188.10
			6469974	Supplemental Navigator CDBG-CV	05Q	LMC	\$1,316.70
			6469975	Supplemental Navigator CDBG-CV	05Q	LMC	\$877.80
			6469977	Supplemental Navigator CDBG-CV	05Q	LMC	\$877.80
			6469979	Supplemental Navigator CDBG-CV	05Q	LMC	\$815.10
			6469980	Supplemental Navigator CDBG-CV	05Q	LMC	\$815.10
			6469982	Supplemental Navigator CDBG-CV	05Q	LMC	\$877.80
			6469984	Supplemental Navigator CDBG-CV	05Q	LMC	\$1,415.00
			6469986	Supplemental Navigator CDBG-CV	05Q	LMC	\$1,800.00
			6469988	Supplemental Navigator CDBG-CV	05Q	LMC	\$600.00
			6469990	Supplemental Navigator CDBG-CV	05Q	LMC	\$875.60
			6469993	Supplemental Navigator CDBG-CV	05Q	LMC	\$875.60
			6469995	Supplemental Navigator CDBG-CV	05Q	LMC	\$875.60
			6469997	Supplemental Navigator CDBG-CV	05Q	LMC	\$875.60
			6469998	Supplemental Navigator CDBG-CV	05Q	LMC	\$875.60
			6469999	Supplemental Navigator CDBG-CV	05Q	LMC	\$932.25
			6470001	Supplemental Navigator CDBG-CV	05Q	LMC	\$1,433.85
			6470002	Supplemental Navigator CDBG-CV	05Q	LMC	\$1,559.25
			6470003	Supplemental Navigator CDBG-CV	05Q	LMC	\$493.35
			6470005	Supplemental Navigator CDBG-CV	05Q	LMC	\$2,123.55
			6470006	Supplemental Navigator CDBG-CV	05Q	LMC	\$807.95
			6470008	Supplemental Navigator CDBG-CV	05Q	LMC	\$807.95
			6470009	Supplemental Navigator CDBG-CV	05Q	LMC	\$807.95
			6470011	Supplemental Navigator CDBG-CV	05Q	LMC	\$807.95
			6470012	Supplemental Navigator CDBG-CV	05Q	LMC	\$807.95
			6470014	Supplemental Navigator CDBG-CV	05Q	LMC	\$435.05
			6470015	Supplemental Navigator CDBG-CV	05Q	LMC	\$870.10
			6470016	Supplemental Navigator CDBG-CV	05Q	LMC	\$870.10
			6470018	Supplemental Navigator CDBG-CV	05Q	LMC	\$870.10
			6470019	Supplemental Navigator CDBG-CV	05Q	LMC	\$870.10
			6470021	Supplemental Navigator CDBG-CV	05Q	LMC	\$870.10
			6470022	Supplemental Navigator CDBG-CV	05Q	LMC	\$1,100.00
			6470024	Supplemental Navigator CDBG-CV	05Q	LMC	\$600.00
			6470025	Supplemental Navigator CDBG-CV	05Q	LMC	\$310.75
			6470026	Supplemental Navigator CDBG-CV	05Q	LMC	\$870.10
			6470027	Supplemental Navigator CDBG-CV	05Q	LMC	\$1,180.85
			6470028	Supplemental Navigator CDBG-CV	05Q	LMC	\$1,740.20
			6470030	Supplemental Navigator CDBG-CV	05Q	LMC	\$1,429.45
			6470031	Supplemental Navigator CDBG-CV	05Q	LMC	\$1,740.20
			6470032	Supplemental Navigator CDBG-CV	05Q	LMC	\$870.10
			6470034	Supplemental Navigator CDBG-CV	05Q	LMC	\$870.10
			6470036	Supplemental Navigator CDBG-CV	05Q	LMC	\$870.10
			6470038	Supplemental Navigator CDBG-CV	05Q	LMC	\$1,200.00
			6535728	Supplemental Navigator CDBG-CV	05Q	LMC	\$59.21
			6535729	Supplemental Navigator CDBG-CV	05Q	LMC	\$45.90
			6535731	Supplemental Navigator CDBG-CV	05Q	LMC	\$21.92



Office of Community Planning and Development
U.S. Department of Housing and Urban Development
Integrated Disbursement and Information System
PR26 - CDBG-CV Financial Summary Report
CITRUS HEIGHTS , CA

DATE: 03-25-22
TIME: 17:50
PAGE: 4

Plan Year	IDIS Project	IDIS Activity	Voucher Number	Activity Name	Matrix Code	National Objective	Drawn Amount
2020	11	225	6535732	Supplemental Navigator CDBG-CV	05Q	LMC	\$36.63
			6535733	Supplemental Navigator CDBG-CV	05Q	LMC	\$15.56
			6535734	Supplemental Navigator CDBG-CV	05Q	LMC	\$40.90
			6535735	Supplemental Navigator CDBG-CV	05Q	LMC	\$36.14
			6535736	Supplemental Navigator CDBG-CV	05Q	LMC	\$31.19
			6535738	Supplemental Navigator CDBG-CV	05Q	LMC	\$58.40
			6535739	Supplemental Navigator CDBG-CV	05Q	LMC	\$31.19
			6535740	Supplemental Navigator CDBG-CV	05Q	LMC	\$9.32
			6535741	Supplemental Navigator CDBG-CV	05Q	LMC	\$30.67
			6535742	Supplemental Navigator CDBG-CV	05Q	LMC	\$11.19
			6535743	Supplemental Navigator CDBG-CV	05Q	LMC	\$45.79
			6535744	Supplemental Navigator CDBG-CV	05Q	LMC	\$16.16
			6535745	Supplemental Navigator CDBG-CV	05Q	LMC	\$11.85
			6535746	Supplemental Navigator CDBG-CV	05Q	LMC	\$22.24
			6535747	Supplemental Navigator CDBG-CV	05Q	LMC	\$22.15
			6535748	Supplemental Navigator CDBG-CV	05Q	LMC	\$28.76
			6535749	Supplemental Navigator CDBG-CV	05Q	LMC	\$11.85
			6535750	Supplemental Navigator CDBG-CV	05Q	LMC	\$994.40
			6535751	Supplemental Navigator CDBG-CV	05Q	LMC	\$994.40
			6535752	Supplemental Navigator CDBG-CV	05Q	LMC	\$124.30
			6535753	Supplemental Navigator CDBG-CV	05Q	LMC	\$62.15
			6535754	Supplemental Navigator CDBG-CV	05Q	LMC	\$745.80
			6535756	Supplemental Navigator CDBG-CV	05Q	LMC	\$745.80
			6535757	Supplemental Navigator CDBG-CV	05Q	LMC	\$186.45
			6535758	Supplemental Navigator CDBG-CV	05Q	LMC	\$870.10
			6535759	Supplemental Navigator CDBG-CV	05Q	LMC	\$870.10
			6535760	Supplemental Navigator CDBG-CV	05Q	LMC	\$870.10
			6535761	Supplemental Navigator CDBG-CV	05Q	LMC	\$872.30
			6535762	Supplemental Navigator CDBG-CV	05Q	LMC	\$872.30
			6535763	Supplemental Navigator CDBG-CV	05Q	LMC	\$872.30
			6535764	Supplemental Navigator CDBG-CV	05Q	LMC	\$1,065.90
			6535766	Supplemental Navigator CDBG-CV	05Q	LMC	\$1,065.90
			6535767	Supplemental Navigator CDBG-CV	05Q	LMC	\$1,065.90
			6535768	Supplemental Navigator CDBG-CV	05Q	LMC	\$689.70
			6535769	Supplemental Navigator CDBG-CV	05Q	LMC	\$689.70
			6535770	Supplemental Navigator CDBG-CV	05Q	LMC	\$689.70
			6535771	Supplemental Navigator CDBG-CV	05Q	LMC	\$689.70
			6535772	Supplemental Navigator CDBG-CV	05Q	LMC	\$689.70
			6535773	Supplemental Navigator CDBG-CV	05Q	LMC	\$877.80
			6535774	Supplemental Navigator CDBG-CV	05Q	LMC	\$877.80
			6535775	Supplemental Navigator CDBG-CV	05Q	LMC	\$877.80
			6535776	Supplemental Navigator CDBG-CV	05Q	LMC	\$877.80
			6535778	Supplemental Navigator CDBG-CV	05Q	LMC	\$600.00
			6535779	Supplemental Navigator CDBG-CV	05Q	LMC	\$600.00
			6535780	Supplemental Navigator CDBG-CV	05Q	LMC	\$1,800.00
			6535781	Supplemental Navigator CDBG-CV	05Q	LMC	\$815.10
			6535782	Supplemental Navigator CDBG-CV	05Q	LMC	\$877.80
			6535783	Supplemental Navigator CDBG-CV	05Q	LMC	\$877.80
			6535784	Supplemental Navigator CDBG-CV	05Q	LMC	\$877.80
			6535785	Supplemental Navigator CDBG-CV	05Q	LMC	\$877.80
			6535786	Supplemental Navigator CDBG-CV	05Q	LMC	\$877.80
			6535787	Supplemental Navigator CDBG-CV	05Q	LMC	\$62.70
			6535788	Supplemental Navigator CDBG-CV	05Q	LMC	\$1,191.30
			6535789	Supplemental Navigator CDBG-CV	05Q	LMC	\$1,567.50
			6535790	Supplemental Navigator CDBG-CV	05Q	LMC	\$62.15
			6535791	Supplemental Navigator CDBG-CV	05Q	LMC	\$313.50
			6535792	Supplemental Navigator CDBG-CV	05Q	LMC	\$1,191.30
			6535794	Supplemental Navigator CDBG-CV	05Q	LMC	\$600.00
			6535795	Supplemental Navigator CDBG-CV	05Q	LMC	\$600.00
			6535796	Supplemental Navigator CDBG-CV	05Q	LMC	\$600.00
			6535797	Supplemental Navigator CDBG-CV	05Q	LMC	\$761.60



Office of Community Planning and Development
U.S. Department of Housing and Urban Development
Integrated Disbursement and Information System
PR26 - CDBG-CV Financial Summary Report
CITRUS HEIGHTS , CA

DATE: 03-25-22
TIME: 17:50
PAGE: 5

Plan Year	IDIS Project	IDIS Activity	Voucher Number	Activity Name	Matrix Code	National Objective	Drawn Amount
2020	11	225	6535800	Supplemental Navigator CDBG-CV	05Q	LMC	\$250.80
			6535801	Supplemental Navigator CDBG-CV	05Q	LMC	\$2,856.00
			6535802	Supplemental Navigator CDBG-CV	05Q	LMC	\$438.90
			6535803	Supplemental Navigator CDBG-CV	05Q	LMC	\$438.87
			6535804	Supplemental Navigator CDBG-CV	05Q	LMC	\$2,856.00
			6535805	Supplemental Navigator CDBG-CV	05Q	LMC	\$3,281.00
			6539948	Supplemental Navigator CDBG-CV	05Q	LMC	\$45.00
			6593388	Supplemental Navigator CDBG-CV	05Q	LMC	\$600.00
			6593389	Supplemental Navigator CDBG-CV	05Q	LMC	\$600.00
			6593391	Supplemental Navigator CDBG-CV	05Q	LMC	\$7,950.00
			6593393	Supplemental Navigator CDBG-CV	05Q	LMC	\$796.66
			6593394	Supplemental Navigator CDBG-CV	05Q	LMC	\$1,095.00
			6593395	Supplemental Navigator CDBG-CV	05Q	LMC	\$918.40
			6593397	Supplemental Navigator CDBG-CV	05Q	LMC	\$185.17
			6593399	Supplemental Navigator CDBG-CV	05Q	LMC	\$600.00
			6593400	Supplemental Navigator CDBG-CV	05Q	LMC	\$600.00
			6593401	Supplemental Navigator CDBG-CV	05Q	LMC	\$1,148.00
			6593403	Supplemental Navigator CDBG-CV	05Q	LMC	\$503.00
			6593404	Supplemental Navigator CDBG-CV	05Q	LMC	\$600.00
			6593405	Supplemental Navigator CDBG-CV	05Q	LMC	\$750.00
			6593406	Supplemental Navigator CDBG-CV	05Q	LMC	\$1,148.00
			6593409	Supplemental Navigator CDBG-CV	05Q	LMC	\$1,148.00
			6593410	Supplemental Navigator CDBG-CV	05Q	LMC	\$470.00
			6593411	Supplemental Navigator CDBG-CV	05Q	LMC	\$1,584.27
			6593412	Supplemental Navigator CDBG-CV	05Q	LMC	\$600.00
			6593413	Supplemental Navigator CDBG-CV	05Q	LMC	\$600.00
			6593415	Supplemental Navigator CDBG-CV	05Q	LMC	\$600.00
			6593416	Supplemental Navigator CDBG-CV	05Q	LMC	\$1,148.00
			6593417	Supplemental Navigator CDBG-CV	05Q	LMC	\$600.00
			6593418	Supplemental Navigator CDBG-CV	05Q	LMC	\$1,148.00
			6593419	Supplemental Navigator CDBG-CV	05Q	LMC	\$600.00
			6593420	Supplemental Navigator CDBG-CV	05Q	LMC	\$952.00
			6593421	Supplemental Navigator CDBG-CV	05Q	LMC	\$1,148.00
			6593422	Supplemental Navigator CDBG-CV	05Q	LMC	\$2,434.77
		226	6469665	Sunrise Christian Food Ministry CDBG-CV-1	05W	LMC	\$2,337.76
			6469670	Sunrise Christian Food Ministry CDBG-CV-1	05W	LMC	\$601.78
			6470041	Sunrise Christian Food Ministry CDBG-CV-1	05W	LMC	\$1,522.03
			6470042	Sunrise Christian Food Ministry CDBG-CV-1	05W	LMC	\$1,839.87
			6470043	Sunrise Christian Food Ministry CDBG-CV-1	05W	LMC	\$2,561.78
			6470046	Sunrise Christian Food Ministry CDBG-CV-1	05W	LMC	\$3,994.46
			6470047	Sunrise Christian Food Ministry CDBG-CV-1	05W	LMC	\$6,349.21
		227	6469665	WEAVE CDBG-CV-1	05G	LMC	\$22,721.24
			6469671	WEAVE CDBG-CV-1	05G	LMC	\$5,257.86
			6535586	WEAVE CDBG-CV-1	05G	LMC	\$923.34
			6535810	WEAVE CDBG-CV-1	05G	LMC	\$1,097.57
	13	232	6535811	Single Mom Strong CDBG-CV-3 (Phase I)	05D	LMC	\$3,303.52
			6593434	Single Mom Strong CDBG-CV-3 (Phase I)	05D	LMC	\$1,385.73
		243	6593424	Meals on Wheels CDBG-CV-3 (Phase I)	05A	LMC	\$8,141.34
			6593425	Meals on Wheels CDBG-CV-3 (Phase I)	05A	LMC	\$8,395.14
			6593426	Meals on Wheels CDBG-CV-3 (Phase I)	05A	LMC	\$10,916.22
			6593428	Meals on Wheels CDBG-CV-3 (Phase I)	05A	LMC	\$8,908.38
			6604618	Meals on Wheels CDBG-CV-3 (Phase I)	05A	LMC	\$8,595.36
			6604620	Meals on Wheels CDBG-CV-3 (Phase I)	05A	LMC	\$9,695.16
		248	6604617	Renters Helpline Community Outreach & Website Updates CDBG-CV-3 (Phase II)	05K	LMC	\$1,162.76
Total							\$277,796.71

LINE 16 DETAIL: ACTIVITIES INCLUDED IN THE COMPUTATION OF LINE 16



Office of Community Planning and Development
U.S. Department of Housing and Urban Development
Integrated Disbursement and Information System
PR26 - CDBG-CV Financial Summary Report
CITRUS HEIGHTS , CA

DATE: 03-25-22
TIME: 17:50
PAGE: 6

Plan Year	IDIS Project	IDIS Activity	Voucher Number	Activity Name	Matrix Code	National Objective	Drawn Amount
2020	11	224	6469666	Campus Life Connection CDBG-CV-1	05W	LMC	\$4,191.66
			6469667	Campus Life Connection CDBG-CV-1	05W	LMC	\$6,171.92
			6469668	Campus Life Connection CDBG-CV-1	05W	LMC	\$5,318.78
			6470039	Campus Life Connection CDBG-CV-1	05W	LMC	\$67.64
		225	6468593	Supplemental Navigator CDBG-CV	05Q	LMC	\$2,508.00
			6468595	Supplemental Navigator CDBG-CV	05Q	LMC	\$2,508.00
			6469644	Supplemental Navigator CDBG-CV	05Q	LMC	\$2,508.00
			6469645	Supplemental Navigator CDBG-CV	05Q	LMC	\$1,818.30
			6469646	Supplemental Navigator CDBG-CV	05Q	LMC	\$2,508.00
			6469647	Supplemental Navigator CDBG-CV	05Q	LMC	\$1,727.10
			6469648	Supplemental Navigator CDBG-CV	05Q	LMC	\$1,288.20
			6469649	Supplemental Navigator CDBG-CV	05Q	LMC	\$62.70
			6469650	Supplemental Navigator CDBG-CV	05Q	LMC	\$940.50
			6469652	Supplemental Navigator CDBG-CV	05Q	LMC	\$501.60
			6469653	Supplemental Navigator CDBG-CV	05Q	LMC	\$376.20
			6469654	Supplemental Navigator CDBG-CV	05Q	LMC	\$877.80
			6469655	Supplemental Navigator CDBG-CV	05Q	LMC	\$877.80
			6469656	Supplemental Navigator CDBG-CV	05Q	LMC	\$940.50
			6469657	Supplemental Navigator CDBG-CV	05Q	LMC	\$940.50
			6469658	Supplemental Navigator CDBG-CV	05Q	LMC	\$144.69
			6469659	Supplemental Navigator CDBG-CV	05Q	LMC	\$123.00
			6469660	Supplemental Navigator CDBG-CV	05Q	LMC	\$52.95
			6469661	Supplemental Navigator CDBG-CV	05Q	LMC	\$150.69
			6469662	Supplemental Navigator CDBG-CV	05Q	LMC	\$70.30
			6469663	Supplemental Navigator CDBG-CV	05Q	LMC	\$245.00
			6469892	Supplemental Navigator CDBG-CV	05Q	LMC	\$20.75
			6469894	Supplemental Navigator CDBG-CV	05Q	LMC	\$64.78
			6469896	Supplemental Navigator CDBG-CV	05Q	LMC	\$53.88
			6469899	Supplemental Navigator CDBG-CV	05Q	LMC	\$19.16
			6469901	Supplemental Navigator CDBG-CV	05Q	LMC	\$11.62
			6469906	Supplemental Navigator CDBG-CV	05Q	LMC	\$48.19
			6469907	Supplemental Navigator CDBG-CV	05Q	LMC	\$128.51
			6469908	Supplemental Navigator CDBG-CV	05Q	LMC	\$43.10
			6469911	Supplemental Navigator CDBG-CV	05Q	LMC	\$165.15
			6469912	Supplemental Navigator CDBG-CV	05Q	LMC	\$34.48
			6469914	Supplemental Navigator CDBG-CV	05Q	LMC	\$115.25
			6469917	Supplemental Navigator CDBG-CV	05Q	LMC	\$49.24
			6469918	Supplemental Navigator CDBG-CV	05Q	LMC	\$19.10
			6469921	Supplemental Navigator CDBG-CV	05Q	LMC	\$34.48
			6469923	Supplemental Navigator CDBG-CV	05Q	LMC	\$46.87
			6469924	Supplemental Navigator CDBG-CV	05Q	LMC	\$25.14
			6469926	Supplemental Navigator CDBG-CV	05Q	LMC	\$31.34
			6469929	Supplemental Navigator CDBG-CV	05Q	LMC	\$32.26
			6469930	Supplemental Navigator CDBG-CV	05Q	LMC	\$60.93
			6469931	Supplemental Navigator CDBG-CV	05Q	LMC	\$37.00
			6469932	Supplemental Navigator CDBG-CV	05Q	LMC	\$24.67
			6469933	Supplemental Navigator CDBG-CV	05Q	LMC	\$45.79
			6469935	Supplemental Navigator CDBG-CV	05Q	LMC	\$49.03
			6469938	Supplemental Navigator CDBG-CV	05Q	LMC	\$627.00
			6469940	Supplemental Navigator CDBG-CV	05Q	LMC	\$689.70
			6469941	Supplemental Navigator CDBG-CV	05Q	LMC	\$313.50
			6469942	Supplemental Navigator CDBG-CV	05Q	LMC	\$689.70
			6469954	Supplemental Navigator CDBG-CV	05Q	LMC	\$689.70
			6469955	Supplemental Navigator CDBG-CV	05Q	LMC	\$689.70
			6469956	Supplemental Navigator CDBG-CV	05Q	LMC	\$873.24
			6469957	Supplemental Navigator CDBG-CV	05Q	LMC	\$501.60
			6469959	Supplemental Navigator CDBG-CV	05Q	LMC	\$188.10
			6469960	Supplemental Navigator CDBG-CV	05Q	LMC	\$501.60
			6469961	Supplemental Navigator CDBG-CV	05Q	LMC	\$501.60
			6469962	Supplemental Navigator CDBG-CV	05Q	LMC	\$438.90
			6469963	Supplemental Navigator CDBG-CV	05Q	LMC	\$501.60



Office of Community Planning and Development
U.S. Department of Housing and Urban Development
Integrated Disbursement and Information System
PR26 - CDBG-CV Financial Summary Report
CITRUS HEIGHTS , CA

DATE: 03-25-22
TIME: 17:50
PAGE: 7

Plan Year	IDIS Project	IDIS Activity	Voucher Number	Activity Name	Matrix Code	National Objective	Drawn Amount
2020	11	225	6469964	Supplemental Navigator CDBG-CV	05Q	LMC	\$250.80
			6469965	Supplemental Navigator CDBG-CV	05Q	LMC	\$1,316.70
			6469967	Supplemental Navigator CDBG-CV	05Q	LMC	\$313.50
			6469968	Supplemental Navigator CDBG-CV	05Q	LMC	\$1,316.70
			6469970	Supplemental Navigator CDBG-CV	05Q	LMC	\$1,818.30
			6469972	Supplemental Navigator CDBG-CV	05Q	LMC	\$188.10
			6469974	Supplemental Navigator CDBG-CV	05Q	LMC	\$1,316.70
			6469975	Supplemental Navigator CDBG-CV	05Q	LMC	\$877.80
			6469977	Supplemental Navigator CDBG-CV	05Q	LMC	\$877.80
			6469979	Supplemental Navigator CDBG-CV	05Q	LMC	\$815.10
			6469980	Supplemental Navigator CDBG-CV	05Q	LMC	\$815.10
			6469982	Supplemental Navigator CDBG-CV	05Q	LMC	\$877.80
			6469984	Supplemental Navigator CDBG-CV	05Q	LMC	\$1,415.00
			6469986	Supplemental Navigator CDBG-CV	05Q	LMC	\$1,800.00
			6469988	Supplemental Navigator CDBG-CV	05Q	LMC	\$600.00
			6469990	Supplemental Navigator CDBG-CV	05Q	LMC	\$875.60
			6469993	Supplemental Navigator CDBG-CV	05Q	LMC	\$875.60
			6469995	Supplemental Navigator CDBG-CV	05Q	LMC	\$875.60
			6469997	Supplemental Navigator CDBG-CV	05Q	LMC	\$875.60
			6469998	Supplemental Navigator CDBG-CV	05Q	LMC	\$875.60
			6469999	Supplemental Navigator CDBG-CV	05Q	LMC	\$932.25
			6470001	Supplemental Navigator CDBG-CV	05Q	LMC	\$1,433.85
			6470002	Supplemental Navigator CDBG-CV	05Q	LMC	\$1,559.25
			6470003	Supplemental Navigator CDBG-CV	05Q	LMC	\$493.35
			6470005	Supplemental Navigator CDBG-CV	05Q	LMC	\$2,123.55
			6470006	Supplemental Navigator CDBG-CV	05Q	LMC	\$807.95
			6470008	Supplemental Navigator CDBG-CV	05Q	LMC	\$807.95
			6470009	Supplemental Navigator CDBG-CV	05Q	LMC	\$807.95
			6470011	Supplemental Navigator CDBG-CV	05Q	LMC	\$807.95
			6470012	Supplemental Navigator CDBG-CV	05Q	LMC	\$807.95
			6470014	Supplemental Navigator CDBG-CV	05Q	LMC	\$435.05
			6470015	Supplemental Navigator CDBG-CV	05Q	LMC	\$870.10
			6470016	Supplemental Navigator CDBG-CV	05Q	LMC	\$870.10
			6470018	Supplemental Navigator CDBG-CV	05Q	LMC	\$870.10
			6470019	Supplemental Navigator CDBG-CV	05Q	LMC	\$870.10
			6470021	Supplemental Navigator CDBG-CV	05Q	LMC	\$870.10
			6470022	Supplemental Navigator CDBG-CV	05Q	LMC	\$1,100.00
			6470024	Supplemental Navigator CDBG-CV	05Q	LMC	\$600.00
			6470025	Supplemental Navigator CDBG-CV	05Q	LMC	\$310.75
			6470026	Supplemental Navigator CDBG-CV	05Q	LMC	\$870.10
			6470027	Supplemental Navigator CDBG-CV	05Q	LMC	\$1,180.85
			6470028	Supplemental Navigator CDBG-CV	05Q	LMC	\$1,740.20
			6470030	Supplemental Navigator CDBG-CV	05Q	LMC	\$1,429.45
			6470031	Supplemental Navigator CDBG-CV	05Q	LMC	\$1,740.20
			6470032	Supplemental Navigator CDBG-CV	05Q	LMC	\$870.10
			6470034	Supplemental Navigator CDBG-CV	05Q	LMC	\$870.10
			6470036	Supplemental Navigator CDBG-CV	05Q	LMC	\$870.10
			6470038	Supplemental Navigator CDBG-CV	05Q	LMC	\$1,200.00
			6535728	Supplemental Navigator CDBG-CV	05Q	LMC	\$59.21
			6535729	Supplemental Navigator CDBG-CV	05Q	LMC	\$45.90
			6535731	Supplemental Navigator CDBG-CV	05Q	LMC	\$21.92
			6535732	Supplemental Navigator CDBG-CV	05Q	LMC	\$36.63
			6535733	Supplemental Navigator CDBG-CV	05Q	LMC	\$15.56
			6535734	Supplemental Navigator CDBG-CV	05Q	LMC	\$40.90
			6535735	Supplemental Navigator CDBG-CV	05Q	LMC	\$36.14
			6535736	Supplemental Navigator CDBG-CV	05Q	LMC	\$31.19
			6535738	Supplemental Navigator CDBG-CV	05Q	LMC	\$58.40
			6535739	Supplemental Navigator CDBG-CV	05Q	LMC	\$31.19
			6535740	Supplemental Navigator CDBG-CV	05Q	LMC	\$9.32
			6535741	Supplemental Navigator CDBG-CV	05Q	LMC	\$30.67
			6535742	Supplemental Navigator CDBG-CV	05Q	LMC	\$11.19



Office of Community Planning and Development
U.S. Department of Housing and Urban Development
Integrated Disbursement and Information System
PR26 - CDBG-CV Financial Summary Report
CITRUS HEIGHTS , CA

DATE: 03-25-22
TIME: 17:50
PAGE: 8

Plan Year	IDIS Project	IDIS Activity	Voucher Number	Activity Name	Matrix Code	National Objective	Drawn Amount
2020	11	225	6535743	Supplemental Navigator CDBG-CV	05Q	LMC	\$45.79
			6535744	Supplemental Navigator CDBG-CV	05Q	LMC	\$16.16
			6535745	Supplemental Navigator CDBG-CV	05Q	LMC	\$11.85
			6535746	Supplemental Navigator CDBG-CV	05Q	LMC	\$22.24
			6535747	Supplemental Navigator CDBG-CV	05Q	LMC	\$22.15
			6535748	Supplemental Navigator CDBG-CV	05Q	LMC	\$28.76
			6535749	Supplemental Navigator CDBG-CV	05Q	LMC	\$11.85
			6535750	Supplemental Navigator CDBG-CV	05Q	LMC	\$994.40
			6535751	Supplemental Navigator CDBG-CV	05Q	LMC	\$994.40
			6535752	Supplemental Navigator CDBG-CV	05Q	LMC	\$124.30
			6535753	Supplemental Navigator CDBG-CV	05Q	LMC	\$62.15
			6535754	Supplemental Navigator CDBG-CV	05Q	LMC	\$745.80
			6535756	Supplemental Navigator CDBG-CV	05Q	LMC	\$745.80
			6535757	Supplemental Navigator CDBG-CV	05Q	LMC	\$186.45
			6535758	Supplemental Navigator CDBG-CV	05Q	LMC	\$870.10
			6535759	Supplemental Navigator CDBG-CV	05Q	LMC	\$870.10
			6535760	Supplemental Navigator CDBG-CV	05Q	LMC	\$870.10
			6535761	Supplemental Navigator CDBG-CV	05Q	LMC	\$872.30
			6535762	Supplemental Navigator CDBG-CV	05Q	LMC	\$872.30
			6535763	Supplemental Navigator CDBG-CV	05Q	LMC	\$872.30
			6535764	Supplemental Navigator CDBG-CV	05Q	LMC	\$1,065.90
			6535766	Supplemental Navigator CDBG-CV	05Q	LMC	\$1,065.90
			6535767	Supplemental Navigator CDBG-CV	05Q	LMC	\$1,065.90
			6535768	Supplemental Navigator CDBG-CV	05Q	LMC	\$689.70
			6535769	Supplemental Navigator CDBG-CV	05Q	LMC	\$689.70
			6535770	Supplemental Navigator CDBG-CV	05Q	LMC	\$689.70
			6535771	Supplemental Navigator CDBG-CV	05Q	LMC	\$689.70
			6535772	Supplemental Navigator CDBG-CV	05Q	LMC	\$689.70
			6535773	Supplemental Navigator CDBG-CV	05Q	LMC	\$877.80
			6535774	Supplemental Navigator CDBG-CV	05Q	LMC	\$877.80
			6535775	Supplemental Navigator CDBG-CV	05Q	LMC	\$877.80
			6535776	Supplemental Navigator CDBG-CV	05Q	LMC	\$877.80
			6535778	Supplemental Navigator CDBG-CV	05Q	LMC	\$600.00
			6535779	Supplemental Navigator CDBG-CV	05Q	LMC	\$600.00
			6535780	Supplemental Navigator CDBG-CV	05Q	LMC	\$1,000.00
			6535781	Supplemental Navigator CDBG-CV	05Q	LMC	\$815.10
			6535782	Supplemental Navigator CDBG-CV	05Q	LMC	\$877.80
			6535783	Supplemental Navigator CDBG-CV	05Q	LMC	\$877.80
			6535784	Supplemental Navigator CDBG-CV	05Q	LMC	\$877.80
			6535785	Supplemental Navigator CDBG-CV	05Q	LMC	\$877.80
			6535786	Supplemental Navigator CDBG-CV	05Q	LMC	\$877.80
			6535787	Supplemental Navigator CDBG-CV	05Q	LMC	\$62.70
			6535788	Supplemental Navigator CDBG-CV	05Q	LMC	\$1,191.30
			6535789	Supplemental Navigator CDBG-CV	05Q	LMC	\$1,567.50
			6535790	Supplemental Navigator CDBG-CV	05Q	LMC	\$62.15
			6535791	Supplemental Navigator CDBG-CV	05Q	LMC	\$313.50
			6535792	Supplemental Navigator CDBG-CV	05Q	LMC	\$1,191.30
			6535794	Supplemental Navigator CDBG-CV	05Q	LMC	\$600.00
			6535795	Supplemental Navigator CDBG-CV	05Q	LMC	\$600.00
			6535796	Supplemental Navigator CDBG-CV	05Q	LMC	\$600.00
			6535797	Supplemental Navigator CDBG-CV	05Q	LMC	\$761.60
			6535800	Supplemental Navigator CDBG-CV	05Q	LMC	\$250.80
			6535801	Supplemental Navigator CDBG-CV	05Q	LMC	\$2,856.00
			6535802	Supplemental Navigator CDBG-CV	05Q	LMC	\$438.90
			6535803	Supplemental Navigator CDBG-CV	05Q	LMC	\$438.87
			6535804	Supplemental Navigator CDBG-CV	05Q	LMC	\$2,856.00
			6535805	Supplemental Navigator CDBG-CV	05Q	LMC	\$3,281.00
			6539948	Supplemental Navigator CDBG-CV	05Q	LMC	\$45.00
			6593388	Supplemental Navigator CDBG-CV	05Q	LMC	\$600.00
			6593389	Supplemental Navigator CDBG-CV	05Q	LMC	\$600.00
			6593391	Supplemental Navigator CDBG-CV	05Q	LMC	\$7,950.00



Office of Community Planning and Development
U.S. Department of Housing and Urban Development
Integrated Disbursement and Information System
PR26 - CDBG-CV Financial Summary Report
CITRUS HEIGHTS , CA

DATE: 03-25-22
TIME: 17:50
PAGE: 9

Plan Year	IDIS Project	IDIS Activity	Voucher Number	Activity Name	Matrix Code	National Objective	Drawn Amount
2020	11	225	6593393	Supplemental Navigator CDBG-CV	05Q	LMC	\$796.66
			6593394	Supplemental Navigator CDBG-CV	05Q	LMC	\$1,095.00
			6593395	Supplemental Navigator CDBG-CV	05Q	LMC	\$918.40
			6593397	Supplemental Navigator CDBG-CV	05Q	LMC	\$185.17
			6593399	Supplemental Navigator CDBG-CV	05Q	LMC	\$600.00
			6593400	Supplemental Navigator CDBG-CV	05Q	LMC	\$600.00
			6593401	Supplemental Navigator CDBG-CV	05Q	LMC	\$1,148.00
			6593403	Supplemental Navigator CDBG-CV	05Q	LMC	\$503.00
			6593404	Supplemental Navigator CDBG-CV	05Q	LMC	\$600.00
			6593405	Supplemental Navigator CDBG-CV	05Q	LMC	\$750.00
			6593406	Supplemental Navigator CDBG-CV	05Q	LMC	\$1,148.00
			6593409	Supplemental Navigator CDBG-CV	05Q	LMC	\$1,148.00
			6593410	Supplemental Navigator CDBG-CV	05Q	LMC	\$470.00
			6593411	Supplemental Navigator CDBG-CV	05Q	LMC	\$1,584.27
			6593412	Supplemental Navigator CDBG-CV	05Q	LMC	\$600.00
			6593413	Supplemental Navigator CDBG-CV	05Q	LMC	\$600.00
			6593415	Supplemental Navigator CDBG-CV	05Q	LMC	\$600.00
			6593416	Supplemental Navigator CDBG-CV	05Q	LMC	\$1,148.00
			6593417	Supplemental Navigator CDBG-CV	05Q	LMC	\$600.00
			6593418	Supplemental Navigator CDBG-CV	05Q	LMC	\$1,148.00
			6593419	Supplemental Navigator CDBG-CV	05Q	LMC	\$600.00
			6593420	Supplemental Navigator CDBG-CV	05Q	LMC	\$952.00
			6593421	Supplemental Navigator CDBG-CV	05Q	LMC	\$1,148.00
			6593422	Supplemental Navigator CDBG-CV	05Q	LMC	\$2,434.77
		226	6469665	Sunrise Christian Food Ministry CDBG-CV-1	05W	LMC	\$2,337.76
			6469670	Sunrise Christian Food Ministry CDBG-CV-1	05W	LMC	\$601.78
			6470041	Sunrise Christian Food Ministry CDBG-CV-1	05W	LMC	\$1,522.03
			6470042	Sunrise Christian Food Ministry CDBG-CV-1	05W	LMC	\$1,839.87
			6470043	Sunrise Christian Food Ministry CDBG-CV-1	05W	LMC	\$2,561.78
			6470046	Sunrise Christian Food Ministry CDBG-CV-1	05W	LMC	\$3,994.46
			6470047	Sunrise Christian Food Ministry CDBG-CV-1	05W	LMC	\$6,349.21
		227	6469665	WEAVE CDBG-CV-1	05G	LMC	\$22,721.24
			6469671	WEAVE CDBG-CV-1	05G	LMC	\$5,257.86
			6535586	WEAVE CDBG-CV-1	05G	LMC	\$923.34
			6535810	WEAVE CDBG-CV-1	05G	LMC	\$1,097.57
	13	232	6535811	Single Mom Strong CDBG-CV-3 (Phase I)	05D	LMC	\$3,303.52
			6593434	Single Mom Strong CDBG-CV-3 (Phase I)	05D	LMC	\$1,385.73
		243	6593424	Meals on Wheels CDBG-CV-3 (Phase I)	05A	LMC	\$8,141.34
			6593425	Meals on Wheels CDBG-CV-3 (Phase I)	05A	LMC	\$8,395.14
			6593426	Meals on Wheels CDBG-CV-3 (Phase I)	05A	LMC	\$10,916.22
			6593428	Meals on Wheels CDBG-CV-3 (Phase I)	05A	LMC	\$8,908.38
			6604618	Meals on Wheels CDBG-CV-3 (Phase I)	05A	LMC	\$8,595.36
			6604620	Meals on Wheels CDBG-CV-3 (Phase I)	05A	LMC	\$9,695.16
		248	6604617	Renters Helpline Community Outreach & Website Updates CDBG-CV-3 (Phase II)	05K	LMC	\$1,162.76
Total							\$277,796.71

LINE 19 DETAIL: ACTIVITIES INCLUDED IN THE COMPUTATION OF LINE 19

Plan Year	IDIS Project	IDIS Activity	Voucher Number	Activity Name	Matrix Code	National Objective	Drawn Amount
2020	12	229	6468585	Planning & Administration CDBG-CV	21A		\$2,516.22
			6468586	Planning & Administration CDBG-CV	21A		\$15,364.24
			6468587	Planning & Administration CDBG-CV	21A		\$1,000.23
			6468588	Planning & Administration CDBG-CV	21A		\$1,859.81
			6468590	Planning & Administration CDBG-CV	21A		\$2,107.48
			6468591	Planning & Administration CDBG-CV	21A		\$825.84
			6469866	Planning & Administration CDBG-CV	21A		\$1,371.01
			6469867	Planning & Administration CDBG-CV	21A		\$1,498.58
			6469869	Planning & Administration CDBG-CV	21A		\$610.92



Office of Community Planning and Development
U.S. Department of Housing and Urban Development
Integrated Disbursement and Information System
PR26 - CDBG-CV Financial Summary Report
CITRUS HEIGHTS , CA

DATE: 03-25-22
TIME: 17:50
PAGE: 10

Plan Year	IDIS Project	IDIS Activity	Voucher Number	Activity Name	Matrix Code	National Objective	Drawn Amount
2020	12	229	6469870	Planning & Administration CDBG-CV	21A		\$723.68
			6469871	Planning & Administration CDBG-CV	21A		\$799.75
			6469873	Planning & Administration CDBG-CV	21A		\$2,140.83
			6469874	Planning & Administration CDBG-CV	21A		\$130.91
			6469876	Planning & Administration CDBG-CV	21A		\$1,736.84
			6469877	Planning & Administration CDBG-CV	21A		\$1,284.50
			6469878	Planning & Administration CDBG-CV	21A		\$2,026.32
			6469880	Planning & Administration CDBG-CV	21A		\$1,313.88
			6469882	Planning & Administration CDBG-CV	21A		\$855.87
			6469883	Planning & Administration CDBG-CV	21A		\$2,364.04
			6469884	Planning & Administration CDBG-CV	21A		\$1,342.44
			6469885	Planning & Administration CDBG-CV	21A		\$1,059.64
			6469886	Planning & Administration CDBG-CV	21A		\$1,350.87
			6469888	Planning & Administration CDBG-CV	21A		\$714.07
			6469889	Planning & Administration CDBG-CV	21A		\$631.71
			6469891	Planning & Administration CDBG-CV	21A		\$1,664.47
			6535692	Planning & Administration CDBG-CV	21A		\$1,375.71
			6535693	Planning & Administration CDBG-CV	21A		\$845.19
			6535694	Planning & Administration CDBG-CV	21A		\$2,074.34
			6535695	Planning & Administration CDBG-CV	21A		\$4,961.50
			6535697	Planning & Administration CDBG-CV	21A		\$1,228.08
			6535698	Planning & Administration CDBG-CV	21A		\$343.36
			6535699	Planning & Administration CDBG-CV	21A		\$910.83
			6535701	Planning & Administration CDBG-CV	21A		\$1,047.29
			6535702	Planning & Administration CDBG-CV	21A		\$721.72
			6535723	Planning & Administration CDBG-CV	21A		\$1,677.03
			6535724	Planning & Administration CDBG-CV	21A		\$633.89
			6535725	Planning & Administration CDBG-CV	21A		\$948.78
			6535726	Planning & Administration CDBG-CV	21A		\$2,312.77
			6535727	Planning & Administration CDBG-CV	21A		\$583.48
			6579678	Planning & Administration CDBG-CV	21A		\$241.23
			6579681	Planning & Administration CDBG-CV	21A		\$964.91
			6607478	Planning & Administration CDBG-CV	21A		\$3,146.27
			6607479	Planning & Administration CDBG-CV	21A		\$1,432.17
			6607482	Planning & Administration CDBG-CV	21A		\$3,074.40
			6607483	Planning & Administration CDBG-CV	21A		\$2,819.58
			6607484	Planning & Administration CDBG-CV	21A		\$458.00
Total							\$79,094.68

PR-03 CDBG Activity Summary Report

Attachment B

CDBG/CDBG-CV Activity Report



U.S. Department of Housing and Urban Development
Office of Community Planning and Development
Integrated Disbursement and Information System
CDBG Activity Summary Report (GPR) for Program Year 2021
CITRUS HEIGHTS

Date: 25-Mar-2022
Time: 18:21
Page: 1

PGM Year: 2011
Project: 0006 - Planning and Administration
IDIS Activity: 127 - Planning and Administration
Status: Completed 12/9/2021 6:40:17 AM
Location: ,

Objective:
Outcome:
Matrix Code: General Program Administration (21A) **National Objective:**

Activity to prevent, prepare for, and respond to Coronavirus: No

Initial Funding Date: 10/05/2011

Description:

Provide efficient administration and oversight of the CDBG program and undertake planning efforts to address the needs of target income residents.

Financing

	Fund Type	Grant Year	Grant	Funded Amount	Drawn In Program Year	Drawn Thru Program Year
CDBG	EN	Pre-2015		\$115,112.00	\$0.00	\$0.00
		2010	B10MC060056		\$0.00	\$115,112.00
Total	Total			\$115,112.00	\$0.00	\$115,112.00

Proposed Accomplishments

Actual Accomplishments

Number assisted:

	Owner		Renter		Total		Person	
	Total	Hispanic	Total	Hispanic	Total	Hispanic	Total	Hispanic
White:					0	0		
Black/African American:					0	0		
Asian:					0	0		
American Indian/Alaskan Native:					0	0		
Native Hawaiian/Other Pacific Islander:					0	0		
American Indian/Alaskan Native & White:					0	0		
Asian White:					0	0		
Black/African American & White:					0	0		
American Indian/Alaskan Native & Black/African American:					0	0		
Other multi-racial:					0	0		
Asian/Pacific Islander:					0	0		
Hispanic:					0	0		
Total:	0	0	0	0	0	0	0	0

PR03 - CITRUS HEIGHTS

Page: 1 of 86



U.S. Department of Housing and Urban Development
Office of Community Planning and Development
Integrated Disbursement and Information System
CDBG Activity Summary Report (GPR) for Program Year 2021
CITRUS HEIGHTS

Date: 25-Mar-2022
Time: 18:21
Page: 2

Female-headed Households:

0

Income Category:	Owner	Renter	Total	Person
Extremely Low			0	
Low Mod			0	
Moderate			0	
Non Low Moderate			0	
Total	0	0	0	0
Percent Low/Mod				

Annual Accomplishments

No data returned for this view. This might be because the applied filter excludes all data.



U.S. Department of Housing and Urban Development
Office of Community Planning and Development
Integrated Disbursement and Information System
CDBG Activity Summary Report (GPR) for Program Year 2021
CITRUS HEIGHTS

Date: 25-Mar-2022
Time: 18:21
Page: 3

PGM Year: 2014
Project: 0008 - Planning and Administration (2014)
IDIS Activity: 155 - Planning and Administration-2014
Status: Completed 12/9/2021 6:40:17 AM
Location: ,

Objective:
Outcome:
Matrix Code: General Program Administration (21A) **National Objective:**

Activity to prevent, prepare for, and respond to Coronavirus: No

Initial Funding Date: 11/21/2014

Description:

Provide efficient administration and oversight of the CDBG program and undertake planning efforts to address the needs of target income residents.

Financing

	Fund Type	Grant Year	Grant	Funded Amount	Drawn In Program Year	Drawn Thru Program Year
CDBG	EN	Pre-2015		\$109,071.11	\$0.00	\$0.00
		2014	B14MC060056		\$0.00	\$109,071.11
Total	Total			\$109,071.11	\$0.00	\$109,071.11

Proposed Accomplishments

Actual Accomplishments

Number assisted:

	Owner		Renter		Total		Person	
	Total	Hispanic	Total	Hispanic	Total	Hispanic	Total	Hispanic
White:					0	0		
Black/African American:					0	0		
Asian:					0	0		
American Indian/Alaskan Native:					0	0		
Native Hawaiian/Other Pacific Islander:					0	0		
American Indian/Alaskan Native & White:					0	0		
Asian White:					0	0		
Black/African American & White:					0	0		
American Indian/Alaskan Native & Black/African American:					0	0		
Other multi-racial:					0	0		
Asian/Pacific Islander:					0	0		
Hispanic:					0	0		
Total:	0	0	0	0	0	0	0	0

PR03 - CITRUS HEIGHTS

Page: 3 of 86



U.S. Department of Housing and Urban Development
Office of Community Planning and Development
Integrated Disbursement and Information System
CDBG Activity Summary Report (GPR) for Program Year 2021
CITRUS HEIGHTS

Date: 25-Mar-2022
Time: 18:21
Page: 4

Female-headed Households:

0

Income Category:	Owner	Renter	Total	Person
Extremely Low			0	
Low Mod			0	
Moderate			0	
Non Low Moderate			0	
Total	0	0	0	0
Percent Low/Mod				

Annual Accomplishments

No data returned for this view. This might be because the applied filter excludes all data.



U.S. Department of Housing and Urban Development
Office of Community Planning and Development
Integrated Disbursement and Information System
CDBG Activity Summary Report (GPR) for Program Year 2021
CITRUS HEIGHTS

Date: 25-Mar-2022
Time: 18:21
Page: 5

PGM Year: 2018
Project: 0002 - Citywide Accessibility Improvement Project
IDIS Activity: 190 - Citywide Accessibility Improvement Project
Status: Completed 2/16/2022 12:00:00 AM
Location: 6360 Fountain Square Dr Citrus Heights, CA 95621-5634
Objective: Create suitable living environments
Outcome: Availability/accessibility
Matrix Code: Sidewalks (03L)
National Objective: LMA

Activity to prevent, prepare for, and respond to Coronavirus: No

Initial Funding Date: 10/31/2018

Description:

Construction of fully compliant ramps, relocation of drainage inlets and restriping where necessary, pedestrian signal heads and accessible crosswalks.

Financing

	Fund Type	Grant Year	Grant	Funded Amount	Drawn In Program Year	Drawn Thru Program Year
CDBG	EN	2015	B15MC060056	\$203,600.20	\$0.00	\$203,600.20
		2018	B18MC060056	\$202,804.80	\$0.00	\$202,804.80
Total	Total			\$406,405.00	\$0.00	\$406,405.00

Proposed Accomplishments

People (General) : 1,000
Total Population in Service Area: 12,270
Census Tract Percent Low / Mod: 52.12

Annual Accomplishments

Years	Accomplishment Narrative	# Benefitting
2018	Completed an accessibility and drainage improvement project that completed a missing section of sidewalk along Auburn Boulevard with new curb, gutter and sidewalk constructed accessible curb ramps, reconstructed failed sections of existing curb, gutter and sidewalk, reconstructed and relocated drainage inlets, removed and replaced deteriorated storm drain pipe and reinstalled traffic striping, legends and markings.	



U.S. Department of Housing and Urban Development
Office of Community Planning and Development
Integrated Disbursement and Information System
CDBG Activity Summary Report (GPR) for Program Year 2021
CITRUS HEIGHTS

Date: 25-Mar-2022
Time: 18:21
Page: 6

PGM Year: 2019
Project: 0001 - Planning & Administration
IDIS Activity: 200 - Planning & Administration
Status: Completed 3/5/2021 12:00:00 AM
Location: ,

Objective:
Outcome:
Matrix Code: General Program Administration (21A) **National Objective:**

Activity to prevent, prepare for, and respond to Coronavirus: No

Initial Funding Date: 10/23/2019

Description:

Provide general staff administration of CDBG programs and activities, including Integrated Disbursement and Information System (IDIS) administration, program setup, reporting, planning, and subrecipient training and monitoring.

Financing

	Fund Type	Grant Year	Grant	Funded Amount	Drawn In Program Year	Drawn Thru Program Year
CDBG	EN	2019	B19MC060056	\$102,258.19	\$0.00	\$102,258.19
	PI			\$52,692.94	\$0.00	\$52,692.94
Total	Total			\$154,951.13	\$0.00	\$154,951.13

Proposed Accomplishments

Actual Accomplishments

Number assisted:

	Owner		Renter		Total		Person	
	Total	Hispanic	Total	Hispanic	Total	Hispanic	Total	Hispanic
White:					0	0		
Black/African American:					0	0		
Asian:					0	0		
American Indian/Alaskan Native:					0	0		
Native Hawaiian/Other Pacific Islander:					0	0		
American Indian/Alaskan Native & White:					0	0		
Asian White:					0	0		
Black/African American & White:					0	0		
American Indian/Alaskan Native & Black/African American:					0	0		
Other multi-racial:					0	0		
Asian/Pacific Islander:					0	0		
Hispanic:					0	0		

PR03 - CITRUS HEIGHTS

Page: 6 of 86



U.S. Department of Housing and Urban Development
Office of Community Planning and Development
Integrated Disbursement and Information System
CDBG Activity Summary Report (GPR) for Program Year 2021
CITRUS HEIGHTS

Date: 25-Mar-2022
Time: 18:21
Page: 7

Total: 0 0 0 0 0 0 0 0

Female-headed Households:

0

Income Category:

	Owner	Renter	Total	Person
Extremely Low			0	
Low Mod			0	
Moderate			0	
Non Low Moderate			0	
Total	0	0	0	0
Percent Low/Mod				

Annual Accomplishments

No data returned for this view. This might be because the applied filter excludes all data.



U.S. Department of Housing and Urban Development
Office of Community Planning and Development
Integrated Disbursement and Information System
CDBG Activity Summary Report (GPR) for Program Year 2021
CITRUS HEIGHTS

Date: 25-Mar-2022
Time: 18:21
Page: 8

PGM Year:	2019		
Project:	0012 - Public Services		
IDIS Activity:	201 - Campus Life Connection		
Status:	Completed 3/5/2021 12:00:00 AM	Objective:	Create suitable living environments
Location:	7836 Sayonara Dr Citrus Heights, CA 95610-5103	Outcome:	Availability/accessibility
		Matrix Code:	Youth Services (05D)
		National Objective:	LMC

Activity to prevent, prepare for, and respond to Coronavirus: No

Initial Funding Date: 10/29/2019

Description:

Operate an after-school center that provides low-income youth with recreational activities.
Activities including mentoring, tutoring, educational games, technology center, and daily nutritious meals to youth.

Financing

	Fund Type	Grant Year	Grant	Funded Amount	Drawn In Program Year	Drawn Thru Program Year
CDBG	EN	2019	B19MC060056	\$7,125.00	\$0.00	\$7,125.00
	PI			\$7,375.00	\$0.00	\$7,375.00
Total	Total			\$14,500.00	\$0.00	\$14,500.00

Proposed Accomplishments

People (General) : 95

Actual Accomplishments

Number assisted:

	Owner		Renter		Total		Person	
	Total	Hispanic	Total	Hispanic	Total	Hispanic	Total	Hispanic
White:	0	0	0	0	0	0	4	0
Black/African American:	0	0	0	0	0	0	12	2
Asian:	0	0	0	0	0	0	0	0
American Indian/Alaskan Native:	0	0	0	0	0	0	97	97
Native Hawaiian/Other Pacific Islander:	0	0	0	0	0	0	0	0
American Indian/Alaskan Native & White:	0	0	0	0	0	0	0	0
Asian White:	0	0	0	0	0	0	1	0
Black/African American & White:	0	0	0	0	0	0	0	0
American Indian/Alaskan Native & Black/African American:	0	0	0	0	0	0	0	0
Other multi-racial:	0	0	0	0	0	0	7	1
Asian/Pacific Islander:	0	0	0	0	0	0	0	0

PR03 - CITRUS HEIGHTS

Page: 8 of 86



U.S. Department of Housing and Urban Development
Office of Community Planning and Development
Integrated Disbursement and Information System
CDBG Activity Summary Report (GPR) for Program Year 2021
CITRUS HEIGHTS

Date: 25-Mar-2022
Time: 18:21
Page: 9

Hispanic:	0	0	0	0	0	0	0	0
Total:	0	0	0	0	0	0	121	100
Female-headed Households:	0		0		0			
Income Category:								
	Owner	Renter	Total	Person				
Extremely Low	0	0	0	35				
Low Mod	0	0	0	82				
Moderate	0	0	0	1				
Non Low Moderate	0	0	0	3				
Total	0	0	0	121				
Percent Low/Mod	97.5%							

Annual Accomplishments

Years	Accomplishment Narrative	# Benefiting
2019	Campus Life Connection provided an after-school youth program at the Center is located on Sayonara Drive in Citrus Heights. The Center served youth who live on Sayonara Drive and the surrounding neighborhood. The Center is open Monday at Friday and served first through twelfth grade students. The students received tutoring to increase academics and confidence to succeed in their grade level. The Center also focused on school attendance, social and personal skills, and involvement in sports.	



U.S. Department of Housing and Urban Development
Office of Community Planning and Development
Integrated Disbursement and Information System
CDBG Activity Summary Report (GPR) for Program Year 2021
CITRUS HEIGHTS

Date: 25-Mar-2022
Time: 18:21
Page: 10

PGM Year:	2019		
Project:	0012 - Public Services		
IDIS Activity:	203 - Meals on Wheels		
Status:	Completed 3/5/2021 12:00:00 AM	Objective:	Create suitable living environments
Location:	7375 Park City Dr Sacramento, CA 95831-3866	Outcome:	Availability/accessibility
		Matrix Code:	Senior Services (05A)
		National Objective:	LMC

Activity to prevent, prepare for, and respond to Coronavirus: No

Initial Funding Date: 10/29/2019

Description:

Provide a balance, nutritious meals Mon-Fri, 250 days per year to seniors either dining at Rusch Park Community Center five days a week or by delivery to homebound seniors.

Financing

	Fund Type	Grant Year	Grant	Funded Amount	Drawn In Program Year	Drawn Thru Program Year
CDBG	EN	2019	B19MC060056	\$5,478.59	\$0.00	\$5,478.59
	PI			\$8,521.41	\$0.00	\$8,521.41
Total	Total			\$14,000.00	\$0.00	\$14,000.00

Proposed Accomplishments

People (General) : 278

Actual Accomplishments

Number assisted:

	Owner		Renter		Total		Person	
	Total	Hispanic	Total	Hispanic	Total	Hispanic	Total	Hispanic
White:	0	0	0	0	0	0	228	5
Black/African American:	0	0	0	0	0	0	13	0
Asian:	0	0	0	0	0	0	7	0
American Indian/Alaskan Native:	0	0	0	0	0	0	2	0
Native Hawaiian/Other Pacific Islander:	0	0	0	0	0	0	1	0
American Indian/Alaskan Native & White:	0	0	0	0	0	0	0	0
Asian White:	0	0	0	0	0	0	0	0
Black/African American & White:	0	0	0	0	0	0	0	0
American Indian/Alaskan Native & Black/African American:	0	0	0	0	0	0	2	0
Other multi-racial:	0	0	0	0	0	0	49	10
Asian/Pacific Islander:	0	0	0	0	0	0	0	0
Hispanic:	0	0	0	0	0	0	0	0

PR03 - CITRUS HEIGHTS

Page: 10 of 86



U.S. Department of Housing and Urban Development
Office of Community Planning and Development
Integrated Disbursement and Information System
CDBG Activity Summary Report (GPR) for Program Year 2021
CITRUS HEIGHTS

Date: 25-Mar-2022
Time: 18:21
Page: 11

Total:	0	0	0	0	0	0	302	15
Female-headed Households:	0		0		0			
<i>Income Category:</i>	Owner	Renter	Total	Person				
Extremely Low	0	0	0	0				
Low Mod	0	0	0	182				
Moderate	0	0	0	120				
Non Low Moderate	0	0	0	0				
Total	0	0	0	302				
Percent Low/Mod				100.0%				

Annual Accomplishments

Years	Accomplishment Narrative	# Benefitting
2019	Meals on Wheels provided seniors with wholesome, nutritionally sound meals to enable them to maintain their independence and live in their own community. The Meals on Wheels program provided a Congregate Nutrition Program called, All Seasons Cafe. This program is a community meeting point for seniors who want to connect with other seniors over a hot and meal. The All Seasons Cafe served one hot meal, Monday-Friday at Rusch Park Community Center. The Home Delivered Meal Program, is a program that provides homebound seniors with meals: one hot meal daily, Monday-Friday, or five frozen meals one time per week. Meals on Wheels staff who deliver meals provide daily social contact, gate-keeping services, monthly nutrition information, and resources. By offering these services, Meals on Wheels address wellness, isolation and loneliness as well as food insecurity and hunger among seniors.	



U.S. Department of Housing and Urban Development
Office of Community Planning and Development
Integrated Disbursement and Information System
CDBG Activity Summary Report (GPR) for Program Year 2021
CITRUS HEIGHTS

Date: 25-Mar-2022
Time: 18:21
Page: 13

Female-headed Households: 0 0 0

Income Category:	Owner	Renter	Total	Person
Extremely Low	0	0	0	116
Low Mod	0	0	0	74
Moderate	0	0	0	9
Non Low Moderate	0	0	0	1
Total	0	0	0	200
Percent Low/Mod				99.5%

Annual Accomplishments

Years	Accomplishment Narrative	# Benefitting
2019	Sacramento Self-Help Housing provided services to Citrus Heights clients/households who were homeless or in immediate danger of becoming homeless. The Citrus Heights Navigator was available to assist clients over the phone or in person during standing office hours at Crossroads Diversified located at Sylvan and Old Auburn and Sylvan Oaks Library located at Van Maren/Old Auburn in Citrus Heights. The Navigator collaborated with Citrus Heights HART, 2-1-1, Department of Human Assistance, local businesses, churches, food banks, schools, community members, an service clubs to connect clients to a variety of resources and services.	



U.S. Department of Housing and Urban Development
Office of Community Planning and Development
Integrated Disbursement and Information System
CDBG Activity Summary Report (GPR) for Program Year 2021
CITRUS HEIGHTS

Date: 25-Mar-2022
Time: 18:21
Page: 14

PGM Year: 2019
Project: 0012 - Public Services
IDIS Activity: 205 - Renters Helpline

Status: Completed 3/5/2021 12:00:00 AM
Location: 1010 Hurley Way Ste 500 Sacramento, CA 95825-3216
Objective: Create suitable living environments
Outcome: Availability/accessibility
Matrix Code: Tenant/Landlord Counseling (05K)
National Objective: LMC

Activity to prevent, prepare for, and respond to Coronavirus: No

Initial Funding Date: 10/29/2019

Description:

Provide a telephone and Internet-based
Helpline as well as counseling, dispute resolution, and fair housing services to households.

Financing

	Fund Type	Grant Year	Grant	Funded Amount	Drawn In Program Year	Drawn Thru Program Year
CDBG	EN	2019	B19MC060056	\$9,640.18	\$0.00	\$9,640.18
	PI			\$10,069.24	\$0.00	\$10,069.24
Total	Total			\$19,709.42	\$0.00	\$19,709.42

Proposed Accomplishments

People (General): 310

Actual Accomplishments

Number assisted:

	Owner		Renter		Total		Person	
	Total	Hispanic	Total	Hispanic	Total	Hispanic	Total	Hispanic
White:	0	0	0	0	0	0	176	11
Black/African American:	0	0	0	0	0	0	30	1
Asian:	0	0	0	0	0	0	2	0
American Indian/Alaskan Native:	0	0	0	0	0	0	1	1
Native Hawaiian/Other Pacific Islander:	0	0	0	0	0	0	3	1
American Indian/Alaskan Native & White:	0	0	0	0	0	0	1	0
Asian White:	0	0	0	0	0	0	0	0
Black/African American & White:	0	0	0	0	0	0	1	0
American Indian/Alaskan Native & Black/African American:	0	0	0	0	0	0	2	0
Other multi-racial:	0	0	0	0	0	0	46	25

PR03 - CITRUS HEIGHTS

Page: 14 of 86



U.S. Department of Housing and Urban Development
Office of Community Planning and Development
Integrated Disbursement and Information System
CDBG Activity Summary Report (GPR) for Program Year 2021
CITRUS HEIGHTS

Date: 25-Mar-2022
Time: 18:21
Page: 15

Asian/Pacific Islander:	0	0	0	0	0	0	0	0
Hispanic:	0	0	0	0	0	0	0	0
Total:	0	0	0	0	0	0	262	39
Female-headed Households:	0		0		0			

Income Category:	Owner	Renter	Total	Person
Extremely Low	0	0	0	111
Low Mod	0	0	0	79
Moderate	0	0	0	49
Non Low Moderate	0	0	0	23
Total	0	0	0	262
Percent Low/Mod				91.2%

Annual Accomplishments

Years	Accomplishment Narrative	# Benefitting
2019	Sacramento Self-Help Housing provided a Renters Helpline, a free telephone based service to residents of Citrus Heights. The Renters Helpline provided information and advice to tenants regarding landlord-tenant matters, including rental agreements, leases, California laws related to landlord/tenant and housing rights, substandard housing, security deposits, evictions, and small claims actions. The Renters Helpline also screen and refers any calls concerning fair housing or discrimination to Project Sentinel. In addition, calls from landlords/property managers concerning rental property management referred to California Apartment Association.	



U.S. Department of Housing and Urban Development
Office of Community Planning and Development
Integrated Disbursement and Information System
CDBG Activity Summary Report (GPR) for Program Year 2021
CITRUS HEIGHTS

Date: 25-Mar-2022
Time: 18:21
Page: 16

PGM Year:	2019				
Project:	0012 - Public Services				
IDIS Activity:	206 - Sunrise Christian Food Ministry				
Status:	Completed 3/5/2021 12:00:00 AM	Objective:	Create suitable living environments		
Location:	5901 San Juan Ave Citrus Heights, CA 95610-6508	Outcome:	Availability/accessibility		
		Matrix Code:	Food Banks (05W)	National Objective:	LMC

Activity to prevent, prepare for, and respond to Coronavirus: No

Initial Funding Date: 10/29/2019

Description:

Provide ongoing emergency food to low-income and homeless people in Citrus Heights.

Financing

	Fund Type	Grant Year	Grant	Funded Amount	Drawn In Program Year	Drawn Thru Program Year
CDBG	EN	2019	B19MC060056	\$2,098.00	\$0.00	\$2,098.00
	PI			\$12,364.00	\$0.00	\$12,364.00
Total	Total			\$14,462.00	\$0.00	\$14,462.00

Proposed Accomplishments

People (General) : 8,500

Actual Accomplishments

Number assisted:

	Owner		Renter		Total		Person	
	Total	Hispanic	Total	Hispanic	Total	Hispanic	Total	Hispanic
White:	0	0	0	0	0	0	3,388	0
Black/African American:	0	0	0	0	0	0	340	0
Asian:	0	0	0	0	0	0	57	0
American Indian/Alaskan Native:	0	0	0	0	0	0	87	0
Native Hawaiian/Other Pacific Islander:	0	0	0	0	0	0	38	0
American Indian/Alaskan Native & White:	0	0	0	0	0	0	2	0
Asian White:	0	0	0	0	0	0	0	0
Black/African American & White:	0	0	0	0	0	0	16	0
American Indian/Alaskan Native & Black/African American:	0	0	0	0	0	0	0	0
Other multi-racial:	0	0	0	0	0	0	2,024	590
Asian/Pacific Islander:	0	0	0	0	0	0	0	0
Hispanic:	0	0	0	0	0	0	0	0

PR03 - CITRUS HEIGHTS

Page: 16 of 86




U.S. Department of Housing and Urban Development
Office of Community Planning and Development
Integrated Disbursement and Information System
CDBG Activity Summary Report (GPR) for Program Year 2021
CITRUS HEIGHTS

Date: 25-Mar-2022
Time: 18:21
Page: 17

Total:									
	0	0	0	0	0	0	0	5,952	590
Female-headed Households:	0		0		0				
<i>Income Category:</i>									
	Owner	Renter	Total		Person				
Extremely Low	0	0	0		0				
Low Mod	0	0	0		5,952				
Moderate	0	0	0		0				
Non Low Moderate	0	0	0		0				
Total	0	0	0		5,952				
Percent Low/Mod					100.0%				

Annual Accomplishments

Years	Accomplishment Narrative	# Benefitting
2019	Sunrise Christian Food Ministry provided a nutritional emergency food closet to low-income adults, seniors, children, and homeless persons living in the City of Citrus Heights. Sunrise Christian Food Ministry is located in a separate building directly behind the Advent Lutheran Church in Citrus Heights. The food closet is open Monday-Friday from 11:30 AM to 3:00 PM.	





U.S. Department of Housing and Urban Development
Office of Community Planning and Development
Integrated Disbursement and Information System
CDBG Activity Summary Report (GPR) for Program Year 2021
CITRUS HEIGHTS

Date: 25-Mar-2022
Time: 18:21
Page: 19

Female-headed Households:	0	0	0	
Income Category:	Owner	Renter	Total	Person
Extremely Low	0	0	0	2
Low Mod	0	0	0	1
Moderate	0	0	0	0
Non Low Moderate	0	0	0	0
Total	0	0	0	3
Percent Low/Mod				100.0%

Annual Accomplishments

Years	Accomplishment Narrative	# Benefitting
2019	<p>Terra Nova Counseling provided a Juvenile Diversion and Education Program (JDEP) to youth between the ages of 12-17 who committed a first-time misdemeanor in the City of Citrus Heights. The Citrus Heights Police Department collaborated with Terra Nova staff and referred youth into the Juvenile Diversion and Education Program. Terra Nova staff conducted the initial intake of the youth. During the time of intake the youth and parent enrolls into an eight week cohort therapy session. The therapy sessions address the youths ability to manage and cope with past adverse events, skill building, and focuses on resolving the underlying cause of the crime committed.</p> <p>During the program year the JDEP served three youth, therefore the activity did not meet its project goal to serve 65 youth. On March 8, 2019 the City of Citrus Heights received a letter from Robin Howard, Executive Director of Terra Nova Counseling informing the city the Juvenile Diversion and Education Program has been cancelled due to the Board of Directors of Terra Nova Counseling deciding to close the department that provides the Juvenile Diversion and Education Program. In addition, on April 12 Terra Nova Counseling decided to close and will no longer provide mental health services to Sacramento County.</p>	



U.S. Department of Housing and Urban Development
Office of Community Planning and Development
Integrated Disbursement and Information System
CDBG Activity Summary Report (GPR) for Program Year 2021
CITRUS HEIGHTS

Date: 25-Mar-2022
Time: 18:21
Page: 20

PGM Year: 2019
Project: 0012 - Public Services
IDIS Activity: 208 - W.E.A.V.E.

Status: Completed 3/5/2021 12:00:00 AM
Location: 1900 K St Sacramento, CA 95811-4187

Objective: Create suitable living environments
Outcome: Availability/accessibility
Matrix Code: Services for victims of domestic violence, dating violence, sexual assault or stalking (05G)

National Objective: LMC

Activity to prevent, prepare for, and respond to Coronavirus: No

Initial Funding Date: 10/29/2019

Description:

Operate a Violence Reduction Team to provide response services in partnership with Citrus Heights Police Department to individuals in Citrus Heights.

Financing

	Fund Type	Grant Year	Grant	Funded Amount	Drawn In Program Year	Drawn Thru Program Year
CDBG	EN	2019	B19MC060056	\$10,000.00	\$0.00	\$10,000.00
Total	Total			\$10,000.00	\$0.00	\$10,000.00

Proposed Accomplishments

People (General) : 100

Actual Accomplishments

Number assisted:

	Owner		Renter		Total		Person	
	Total	Hispanic	Total	Hispanic	Total	Hispanic	Total	Hispanic
White:	0	0	0	0	0	0	9	0
Black/African American:	0	0	0	0	0	0	1	0
Asian:	0	0	0	0	0	0	0	0
American Indian/Alaskan Native:	0	0	0	0	0	0	0	0
Native Hawaiian/Other Pacific Islander:	0	0	0	0	0	0	1	0
American Indian/Alaskan Native & White:	0	0	0	0	0	0	0	0
Asian White:	0	0	0	0	0	0	0	0
Black/African American & White:	0	0	0	0	0	0	0	0
American Indian/Alaskan Native & Black/African American:	0	0	0	0	0	0	0	0
Other multi-racial:	0	0	0	0	0	0	15	1
Asian/Pacific Islander:	0	0	0	0	0	0	0	0
Hispanic:	0	0	0	0	0	0	0	0
Total:	0	0	0	0	0	0	26	1

PR03 - CITRUS HEIGHTS

Page: 20 of 86



U.S. Department of Housing and Urban Development
Office of Community Planning and Development
Integrated Disbursement and Information System
CDBG Activity Summary Report (GPR) for Program Year 2021
CITRUS HEIGHTS

Date: 25-Mar-2022
Time: 18:21
Page: 21

Female-headed Households: 0 0 0

Income Category:	Owner	Renter	Total	Person
Extremely Low	0	0	0	0
Low Mod	0	0	0	26
Moderate	0	0	0	0
Non Low Moderate	0	0	0	0
Total	0	0	0	26
Percent Low/Mod				100.0%

Annual Accomplishments

Years	Accomplishment Narrative	# Benefitting
2019	WEAVE collaborated with the Citrus Heights Police Department to provide a Violence Reduction Team (VRT) to increase access to trauma-informed response to victims of domestic violence, sexual assault and sex trafficking. The VRT provided crisis intervention and other supportive services including legal assistance, a safe shelter, and safety planning and counseling to trauma-informed victims who have made contact with the Citrus Heights Police Department. WEAVE advocates were able to make contact with persons needing service while riding along with a Citrus Police Officer during a shift two times a week.	



U.S. Department of Housing and Urban Development
Office of Community Planning and Development
Integrated Disbursement and Information System
CDBG Activity Summary Report (GPR) for Program Year 2021
CITRUS HEIGHTS

Date: 25-Mar-2022
Time: 18:21
Page: 22

PGM Year:	2019		
Project:	0012 - Public Services		
IDIS Activity:	210 - Crossroads Diversified Services		
Status:	Completed 3/5/2021 12:00:00 AM	Objective:	Create suitable living environments
Location:	7011 Sylvan Rd Citrus Heights, CA 95610-3800	Outcome:	Availability/accessibility
		Matrix Code:	Employment Training (05H)
		National Objective:	LMC

Activity to prevent, prepare for, and respond to Coronavirus: No

Initial Funding Date: 10/29/2019

Description:

Provide a Youth and Employment Readiness Program (YERP) that includes employment readiness and soft skill development workshops to high school students living in Citrus Heights and attending either Mesa Verde or San Juan high school to youth.

Financing

	Fund Type	Grant Year	Grant	Funded Amount	Drawn In Program Year	Drawn Thru Program Year
CDBG	EN	2019	B19MC060056	\$9,702.80	\$0.00	\$9,702.80
	PI			\$1,597.20	\$0.00	\$1,597.20
Total	Total			\$11,300.00	\$0.00	\$11,300.00

Proposed Accomplishments

People (General): 150

Actual Accomplishments

Number assisted:

	Owner		Renter		Total		Person	
	Total	Hispanic	Total	Hispanic	Total	Hispanic	Total	Hispanic
White:	0	0	0	0	0	0	21	2
Black/African American:	0	0	0	0	0	0	3	0
Asian:	0	0	0	0	0	0	2	0
American Indian/Alaskan Native:	0	0	0	0	0	0	2	0
Native Hawaiian/Other Pacific Islander:	0	0	0	0	0	0	0	0
American Indian/Alaskan Native & White:	0	0	0	0	0	0	0	0
Asian White:	0	0	0	0	0	0	0	0
Black/African American & White:	0	0	0	0	0	0	1	0
American Indian/Alaskan Native & Black/African American:	0	0	0	0	0	0	0	0
Other multi-racial:	0	0	0	0	0	0	56	23
Asian/Pacific Islander:	0	0	0	0	0	0	0	0

PR03 - CITRUS HEIGHTS

Page: 22 of 86



U.S. Department of Housing and Urban Development
Office of Community Planning and Development
Integrated Disbursement and Information System
CDBG Activity Summary Report (GPR) for Program Year 2021
CITRUS HEIGHTS

Date: 25-Mar-2022
Time: 18:21
Page: 23

Hispanic:	0	0	0	0	0	0	0	0
Total:	0	0	0	0	0	0	85	25
Female-headed Households:	0		0		0			
Income Category:								
	Owner	Renter	Total	Person				
Extremely Low	0	0	0	1				
Low Mod	0	0	0	26				
Moderate	0	0	0	53				
Non Low Moderate	0	0	0	5				
Total	0	0	0	85				
Percent Low/Mod	94.1%							

Annual Accomplishments

Years	Accomplishment Narrative	# Benefitting
2019	Crossroads Diversified Services provides a Youth Employment Readiness Program to students attending Mesa Verde and/or San Juan high school. The Youth Employment Readiness Program (YERP) is a comprehensive and hands-on employment readiness program designed to prepare high school students with the knowledge, skills, and tools to enter into the workforce. Crossroads provided employment readiness and soft skills through a variety of workshops to high school students, ages 14-18. The workshops were scheduled twice a month and were designed to focus on workplace ethics, resume building, time management, goal setting, financial literacy, job searching techniques and teamwork skills. The students who completed the workshop received a Certificate of Completion and resume portfolio documenting accomplishments, skills, and training learned.	



U.S. Department of Housing and Urban Development
Office of Community Planning and Development
Integrated Disbursement and Information System
CDBG Activity Summary Report (GPR) for Program Year 2021
CITRUS HEIGHTS

Date: 25-Mar-2022
Time: 18:21
Page: 24

PGM Year:	2019				
Project:	0010 - Public Infrastructure Projects				
IDIS Activity:	213 - Park and Public Facility Improvements				
Status:	Completed 3/5/2021 12:00:00 AM	Objective:	Create suitable living environments		
Location:	7801 Auburn Blvd Citrus Heights, CA 95610-2115	Outcome:	Availability/accessibility		
		Matrix Code:	Parks, Recreational Facilities (03F)	National Objective:	LMA

Activity to prevent, prepare for, and respond to Coronavirus: No

Initial Funding Date: 10/29/2019

Description:

Complete improvements to parks and public facilities located in the CDBG target area or that predominantly serve low-income households.

Financing


	Fund Type	Grant Year	Grant	Funded Amount	Drawn In Program Year	Drawn Thru Program Year
CDBG	PI			\$100,000.00	\$0.00	\$100,000.00
Total	Total			\$100,000.00	\$0.00	\$100,000.00

Proposed Accomplishments

Public Facilities : 1,500
Total Population in Service Area: 905
Census Tract Percent Low / Mod: 61.88

Annual Accomplishments

Years	Accomplishment Narrative	# Benefitting
2019	The City of Citrus Heights partnered with Sunrise Recreation and Park District, Republic Services, and Rebuilding Together to make improvements to Rusch Park, including the installation of a new, modern playground.	



National Objective: LMH

Page: 25 of 86



U.S. Department of Housing and Urban Development
 Office of Community Planning and Development
 Integrated Disbursement and Information System
 CDBG Activity Summary Report (GPR) for Program Year 2021
 CITRUS HEIGHTS


Date: 25-Mar-2022
 Time: 18:21
 Page: 26

Female-headed Households: 0 0 0

Income Category:	Owner	Renter	Total	Person
Extremely Low	0	0	0	0
Low Mod	0	0	0	0
Moderate	1	0	1	0
Non Low Moderate	0	0	0	0
Total	1	0	1	0
Percent Low/Mod	100.0%		100.0%	

Annual Accomplishments

Years	Accomplishment Narrative	# Benefitting
2019	Low-interest loans to low-moderate income individuals and households to make essential health and safety repairs to their homes.	





U.S. Department of Housing and Urban Development
Office of Community Planning and Development
Integrated Disbursement and Information System
CDBG Activity Summary Report (GPR) for Program Year 2021
CITRUS HEIGHTS

Date: 25-Mar-2022
Time: 18:21
Page: 28

Female-headed Households: 0 0 0

Income Category:	Owner	Renter	Total	Person
Extremely Low	0	0	0	0
Low Mod	1	0	1	0
Moderate	0	0	0	0
Non Low Moderate	0	0	0	0
Total	1	0	1	0
Percent Low/Mod	100.0%		100.0%	

Annual Accomplishments

Years	Accomplishment Narrative	# Benefitting
2019	Provided a grant for an eligible senior/disabled person to make minor improvements to improve the accessibility and safety of their home.	



U.S. Department of Housing and Urban Development
Office of Community Planning and Development
Integrated Disbursement and Information System
CDBG Activity Summary Report (GPR) for Program Year 2021
CITRUS HEIGHTS

Date: 25-Mar-2022
Time: 18:21
Page: 29

PGM Year:	2019				
Project:	0011 - Housing Preservation Programs				
IDIS Activity:	216 - Housing Rehabilitation Activity Delivery				
Status:	Completed 3/5/2021 12:00:00 AM	Objective:	Create suitable living environments		
Location:	7550 Van Maren Ln Citrus Heights, CA 95621-1867	Outcome:	Availability/accessibility		
		Matrix Code:	Rehabilitation Administration (14H)	National Objective:	LMH

Activity to prevent, prepare for, and respond to Coronavirus: No

Initial Funding Date: 10/23/2019

Description:

Staff and project activity delivery costs.

Financing

	Fund Type	Grant Year	Grant	Funded Amount	Drawn In Program Year	Drawn Thru Program Year
CDBG	PI			\$7,760.99	\$0.00	\$7,760.99
Total	Total			\$7,760.99	\$0.00	\$7,760.99

Proposed Accomplishments

Housing Units : 7

Actual Accomplishments

Number assisted:

	Owner		Renter		Total		Person	
	Total	Hispanic	Total	Hispanic	Total	Hispanic	Total	Hispanic
White:	2	0	0	0	2	0	0	0
Black/African American:	0	0	0	0	0	0	0	0
Asian:	0	0	0	0	0	0	0	0
American Indian/Alaskan Native:	0	0	0	0	0	0	0	0
Native Hawaiian/Other Pacific Islander:	0	0	0	0	0	0	0	0
American Indian/Alaskan Native & White:	0	0	0	0	0	0	0	0
Asian White:	0	0	0	0	0	0	0	0
Black/African American & White:	0	0	0	0	0	0	0	0
American Indian/Alaskan Native & Black/African American:	0	0	0	0	0	0	0	0
Other multi-racial:	0	0	0	0	0	0	0	0
Asian/Pacific Islander:	0	0	0	0	0	0	0	0
Hispanic:	0	0	0	0	0	0	0	0
Total:	2	0	0	0	2	0	0	0

PR03 - CITRUS HEIGHTS

Page: 29 of 86



U.S. Department of Housing and Urban Development
Office of Community Planning and Development
Integrated Disbursement and Information System
CDBG Activity Summary Report (GPR) for Program Year 2021
CITRUS HEIGHTS

Date: 25-Mar-2022
Time: 18:21
Page: 30

Female-headed Households: 2 0 2

Income Category:	Owner	Renter	Total	Person
Extremely Low	0	0	0	0
Low Mod	1	0	1	0
Moderate	1	0	1	0
Non Low Moderate	0	0	0	0
Total	2	0	2	0
Percent Low/Mod	100.0%		100.0%	

Annual Accomplishments

Years	Accomplishment Narrative	# Benefitting
2019		



U.S. Department of Housing and Urban Development
Office of Community Planning and Development
Integrated Disbursement and Information System
CDBG Activity Summary Report (GPR) for Program Year 2021
CITRUS HEIGHTS

Date: 25-Mar-2022
Time: 18:21
Page: 31

PGM Year: 2020
Project: 0006 - Public Services (2020)
IDIS Activity: 217 - Campus Life Connection 2020
Status: Completed 1/26/2022 12:00:00 AM
Location: 7836 Sayonara Dr Citrus Heights, CA 95610-5103
Objective: Create suitable living environments
Outcome: Availability/accessibility
Matrix Code: Youth Services (05D)
National Objective: LMC

Activity to prevent, prepare for, and respond to Coronavirus: No

Initial Funding Date: 03/16/2021

Description:

Operate an after-school center that provides low-income youth with recreational activities. Activities include mentoring, tutoring, educational games, technology center, and daily nutritious meals to an estimated 105 youth. Approximately 16% of available public service funding, estimated at \$14,430.

Financing

	Fund Type	Grant Year	Grant	Funded Amount	Drawn In Program Year	Drawn Thru Program Year
CDBG	EN	2020	B20MC060056	\$14,430.00	\$0.00	\$14,430.00
Total	Total			\$14,430.00	\$0.00	\$14,430.00

Proposed Accomplishments

People (General) : 105

Actual Accomplishments

Number assisted:

	Owner		Renter		Total		Person	
	Total	Hispanic	Total	Hispanic	Total	Hispanic	Total	Hispanic
White:	0	0	0	0	0	0	6	0
Black/African American:	0	0	0	0	0	0	7	1
Asian:	0	0	0	0	0	0	0	0
American Indian/Alaskan Native:	0	0	0	0	0	0	1	0
Native Hawaiian/Other Pacific Islander:	0	0	0	0	0	0	0	0
American Indian/Alaskan Native & White:	0	0	0	0	0	0	0	0
Asian White:	0	0	0	0	0	0	0	0
Black/African American & White:	0	0	0	0	0	0	3	0
American Indian/Alaskan Native & Black/African American:	0	0	0	0	0	0	0	0
Other multi-racial:	0	0	0	0	0	0	82	75
Asian/Pacific Islander:	0	0	0	0	0	0	0	0
Hispanic:	0	0	0	0	0	0	0	0

PR03 - CITRUS HEIGHTS

Page: 31 of 86



U.S. Department of Housing and Urban Development
Office of Community Planning and Development
Integrated Disbursement and Information System
CDBG Activity Summary Report (GPR) for Program Year 2021
CITRUS HEIGHTS

Date: 25-Mar-2022
Time: 18:21
Page: 32

Total: 0 0 0 0 0 0 99 76

Female-headed Households: 0 0 0

Income Category:

	Owner	Renter	Total	Person
Extremely Low	0	0	0	33
Low Mod	0	0	0	62
Moderate	0	0	0	1
Non Low Moderate	0	0	0	3
Total	0	0	0	99
Percent Low/Mod				97.0%

Annual Accomplishments

Years	Accomplishment Narrative	# Benefitting
2020		



U.S. Department of Housing and Urban Development
Office of Community Planning and Development
Integrated Disbursement and Information System
CDBG Activity Summary Report (GPR) for Program Year 2021
CITRUS HEIGHTS

Date: 25-Mar-2022
Time: 18:21
Page: 33

PGM Year:	2020		
Project:	0006 - Public Services (2020)		
IDIS Activity:	218 - Meals on Wheels 2020		
Status:	Completed 11/5/2021 12:00:00 AM	Objective:	Create suitable living environments
Location:	7375 Park City Dr Sacramento, CA 95831-3866	Outcome:	Availability/accessibility
		Matrix Code:	Senior Services (05A)
		National Objective:	LMC

Activity to prevent, prepare for, and respond to Coronavirus: No

Initial Funding Date: 03/16/2021

Description:

Provide a balanced, nutritious meals Mon-Fri, 250 days per year to an estimated 280 seniors either dining at Rusch Park Community Center five days a week or by delivery to homebound seniors.

Approximately 16% of available public service funding, estimated at \$14,000.

Financing

	Fund Type	Grant Year	Grant	Funded Amount	Drawn In Program Year	Drawn Thru Program Year
CDBG	EN	2020	B20MC060056	\$14,000.00	\$0.00	\$14,000.00
Total	Total			\$14,000.00	\$0.00	\$14,000.00

Proposed Accomplishments

People (General) : 280

Actual Accomplishments

Number assisted:

	Owner		Renter		Total		Person	
	Total	Hispanic	Total	Hispanic	Total	Hispanic	Total	Hispanic
White:	0	0	0	0	0	0	268	12
Black/African American:	0	0	0	0	0	0	14	1
Asian:	0	0	0	0	0	0	8	0
American Indian/Alaskan Native:	0	0	0	0	0	0	4	2
Native Hawaiian/Other Pacific Islander:	0	0	0	0	0	0	1	0
American Indian/Alaskan Native & White:	0	0	0	0	0	0	0	0
Asian White:	0	0	0	0	0	0	0	0
Black/African American & White:	0	0	0	0	0	0	0	0
American Indian/Alaskan Native & Black/African American:	0	0	0	0	0	0	1	0
Other multi-racial:	0	0	0	0	0	0	53	10
Asian/Pacific Islander:	0	0	0	0	0	0	0	0
Hispanic:	0	0	0	0	0	0	0	0

PR03 - CITRUS HEIGHTS

Page: 33 of 86



U.S. Department of Housing and Urban Development
Office of Community Planning and Development
Integrated Disbursement and Information System
CDBG Activity Summary Report (GPR) for Program Year 2021
CITRUS HEIGHTS

Date: 25-Mar-2022
Time: 18:21
Page: 34

Total:	0	0	0	0	0	0	349	25
---------------	---	---	---	---	---	---	-----	----

Female-headed Households:	0		0		0			
---------------------------	---	--	---	--	---	--	--	--

<i>Income Category:</i>	Owner	Renter	Total	Person
Extremely Low	0	0	0	0
Low Mod	0	0	0	216
Moderate	0	0	0	133
Non Low Moderate	0	0	0	0
Total	0	0	0	349
Percent Low/Mod				100.0%

Annual Accomplishments

Years	Accomplishment Narrative	# Benefitting
2020		



U.S. Department of Housing and Urban Development
Office of Community Planning and Development
Integrated Disbursement and Information System
CDBG Activity Summary Report (GPR) for Program Year 2021
CITRUS HEIGHTS

Date: 25-Mar-2022
Time: 18:21
Page: 35

PGM Year:	2020				
Project:	0006 - Public Services (2020)				
IDIS Activity:	219 - Housing Counseling & Navigator 2020				
Status:	Completed 11/5/2021 12:00:00 AM	Objective:	Create suitable living environments		
Location:	1010 Hurley Way Ste 500 Sacramento, CA 95825-3216	Outcome:	Availability/accessibility		
		Matrix Code:	Housing Counseling only, under 24 CFR 5.100 (05U)	National Objective:	LMC

Activity to prevent, prepare for, and respond to Coronavirus: No

Initial Funding Date: 03/16/2021

Description:

To provide housing counseling services to approximately 100 households at-risk of becoming homeless and navigator services to approximately 112 households currently homeless. Approximately 18% of available public service funding, estimated at \$16,000.

Financing

	Fund Type	Grant Year	Grant	Funded Amount	Drawn In Program Year	Drawn Thru Program Year
CDBG	EN	2020	B20MC060056	\$16,000.00	\$0.00	\$16,000.00
Total	Total			\$16,000.00	\$0.00	\$16,000.00

Proposed Accomplishments

People (General) : 212

Actual Accomplishments

Number assisted:

	Owner		Renter		Total		Person	
	Total	Hispanic	Total	Hispanic	Total	Hispanic	Total	Hispanic
White:	0	0	0	0	0	0	101	11
Black/African American:	0	0	0	0	0	0	12	0
Asian:	0	0	0	0	0	0	1	0
American Indian/Alaskan Native:	0	0	0	0	0	0	1	0
Native Hawaiian/Other Pacific Islander:	0	0	0	0	0	0	0	0
American Indian/Alaskan Native & White:	0	0	0	0	0	0	0	0
Asian White:	0	0	0	0	0	0	0	0
Black/African American & White:	0	0	0	0	0	0	1	0
American Indian/Alaskan Native & Black/African American:	0	0	0	0	0	0	0	0
Other multi-racial:	0	0	0	0	0	0	2	0
Asian/Pacific Islander:	0	0	0	0	0	0	0	0
Hispanic:	0	0	0	0	0	0	0	0

PR03 - CITRUS HEIGHTS

Page: 35 of 86



U.S. Department of Housing and Urban Development
Office of Community Planning and Development
Integrated Disbursement and Information System
CDBG Activity Summary Report (GPR) for Program Year 2021
CITRUS HEIGHTS

Date: 25-Mar-2022
Time: 18:21
Page: 36

Total:	0	0	0	0	0	0	118	11
---------------	---	---	---	---	---	---	-----	----

Female-headed Households:	0		0		0			
---------------------------	---	--	---	--	---	--	--	--

<i>Income Category:</i>	Owner	Renter	Total	Person
Extremely Low	0	0	0	104
Low Mod	0	0	0	10
Moderate	0	0	0	4
Non Low Moderate	0	0	0	0
Total	0	0	0	118
Percent Low/Mod				100.0%

Annual Accomplishments

Years	Accomplishment Narrative	# Benefitting
2020		



U.S. Department of Housing and Urban Development
Office of Community Planning and Development
Integrated Disbursement and Information System
CDBG Activity Summary Report (GPR) for Program Year 2021
CITRUS HEIGHTS

Date: 25-Mar-2022
Time: 18:21
Page: 37

PGM Year:	2020				
Project:	0006 - Public Services (2020)				
IDIS Activity:	220 - Renter's Helpline 2020				
Status:	Completed 2/2/2022 12:00:00 AM	Objective:	Create suitable living environments		
Location:	1010 Hurley Way Ste 500 Sacramento, CA 95825-3216	Outcome:	Availability/accessibility		
		Matrix Code:	Tenant/Landlord Counseling (05K)	National Objective:	LMC

Activity to prevent, prepare for, and respond to Coronavirus: No

Initial Funding Date: 03/16/2021

Description:

To provide a telephone and Internet-based Renters Helpline as well as counseling, dispute resolution, and fair housing services to approximately 385 households. Approximately 23% of available public service funding, estimated at \$21,140.

Financing

	Fund Type	Grant Year	Grant	Funded Amount	Drawn In Program Year	Drawn Thru Program Year
CDBG	EN	2020	B20MC060056	\$19,160.52	\$0.00	\$19,160.52
Total	Total			\$19,160.52	\$0.00	\$19,160.52

Proposed Accomplishments

People (General) : 385

Actual Accomplishments

Number assisted:

	Owner		Renter		Total		Person	
	Total	Hispanic	Total	Hispanic	Total	Hispanic	Total	Hispanic
White:	0	0	0	0	0	0	210	3
Black/African American:	0	0	0	0	0	0	38	0
Asian:	0	0	0	0	0	0	13	0
American Indian/Alaskan Native:	0	0	0	0	0	0	4	0
Native Hawaiian/Other Pacific Islander:	0	0	0	0	0	0	1	0
American Indian/Alaskan Native & White:	0	0	0	0	0	0	1	0
Asian White:	0	0	0	0	0	0	0	0
Black/African American & White:	0	0	0	0	0	0	4	2
American Indian/Alaskan Native & Black/African American:	0	0	0	0	0	0	2	0
Other multi-racial:	0	0	0	0	0	0	68	35
Asian/Pacific Islander:	0	0	0	0	0	0	0	0
Hispanic:	0	0	0	0	0	0	0	0

PR03 - CITRUS HEIGHTS

Page: 37 of 86



U.S. Department of Housing and Urban Development
Office of Community Planning and Development
Integrated Disbursement and Information System
CDBG Activity Summary Report (GPR) for Program Year 2021
CITRUS HEIGHTS

Date: 25-Mar-2022
Time: 18:21
Page: 38

Total: 0 0 0 0 0 0 341 40

Female-headed Households: 0 0 0

Income Category:	Owner	Renter	Total	Person
Extremely Low	0	0	0	170
Low Mod	0	0	0	70
Moderate	0	0	0	69
Non Low Moderate	0	0	0	32
Total	0	0	0	341
Percent Low/Mod				90.6%

Annual Accomplishments

Years	Accomplishment Narrative	# Benefitting
2020		



U.S. Department of Housing and Urban Development
Office of Community Planning and Development
Integrated Disbursement and Information System
CDBG Activity Summary Report (GPR) for Program Year 2021
CITRUS HEIGHTS

Date: 25-Mar-2022
Time: 18:21
Page: 39

PGM Year:	2020				
Project:	0006 - Public Services (2020)				
IDIS Activity:	221 - Sunrise Christian Food Ministry 2020				
Status:	Completed 11/5/2021 12:00:00 AM		Objective:	Create suitable living environments	
Location:	5901 San Juan Ave Citrus Heights, CA 95610-6508		Outcome:	Availability/accessibility	
			Matrix Code:	Food Banks (05W)	National Objective: LMC

Activity to prevent, prepare for, and respond to Coronavirus: No

Initial Funding Date: 03/16/2021

Description:

To provide ongoing emergency food to approximately 8,500 low-income and homeless persons in Citrus Heights.
Approximately 16% of available public service funding estimated at \$14,430.

Financing

	Fund Type	Grant Year	Grant	Funded Amount	Drawn In Program Year	Drawn Thru Program Year
CDBG	EN	2020	B20MC060056	\$14,430.00	\$0.00	\$14,430.00
Total	Total			\$14,430.00	\$0.00	\$14,430.00

Proposed Accomplishments

People (General) : 8,500

Actual Accomplishments

Number assisted:

	Owner		Renter		Total		Person	
	Total	Hispanic	Total	Hispanic	Total	Hispanic	Total	Hispanic
White:	0	0	0	0	0	0	3,619	68
Black/African American:	0	0	0	0	0	0	249	18
Asian:	0	0	0	0	0	0	74	0
American Indian/Alaskan Native:	0	0	0	0	0	0	44	0
Native Hawaiian/Other Pacific Islander:	0	0	0	0	0	0	38	0
American Indian/Alaskan Native & White:	0	0	0	0	0	0	4	0
Asian White:	0	0	0	0	0	0	4	0
Black/African American & White:	0	0	0	0	0	0	19	0
American Indian/Alaskan Native & Black/African American:	0	0	0	0	0	0	0	0
Other multi-racial:	0	0	0	0	0	0	1,214	545
Asian/Pacific Islander:	0	0	0	0	0	0	0	0
Hispanic:	0	0	0	0	0	0	0	0

PR03 - CITRUS HEIGHTS

Page: 39 of 86



U.S. Department of Housing and Urban Development
Office of Community Planning and Development
Integrated Disbursement and Information System
CDBG Activity Summary Report (GPR) for Program Year 2021
CITRUS HEIGHTS

Date: 25-Mar-2022
Time: 18:21
Page: 40

Total:	0	0	0	0	0	0	5,265	631
---------------	---	---	---	---	---	---	-------	-----

Female-headed Households:	0		0		0			
---------------------------	---	--	---	--	---	--	--	--

<i>Income Category:</i>	Owner	Renter	Total	Person
Extremely Low	0	0	0	0
Low Mod	0	0	0	0
Moderate	0	0	0	5,265
Non Low Moderate	0	0	0	0
Total	0	0	0	5,265
Percent Low/Mod				100.0%

Annual Accomplishments

Years	Accomplishment Narrative	# Benefitting
2020		



U.S. Department of Housing and Urban Development
Office of Community Planning and Development
Integrated Disbursement and Information System
CDBG Activity Summary Report (GPR) for Program Year 2021
CITRUS HEIGHTS

Date: 25-Mar-2022
Time: 18:21
Page: 41

PGM Year:	2020		
Project:	0006 - Public Services (2020)		
IDIS Activity:	222 - WEAVE 2020		
Status:	Completed 11/5/2021 12:00:00 AM	Objective:	Create suitable living environments
Location:	1900 K St Ste 200 #200 Sacramento, CA 95811-4187	Outcome:	Availability/accessibility
		Matrix Code:	Services for victims of domestic violence, dating violence, sexual assault or stalking (05G)
		National Objective:	LMC

Activity to prevent, prepare for, and respond to Coronavirus: No

Initial Funding Date: 03/16/2021

Description:

Operate a Violence Reduction Team (VRT) to provide response services in partnership with the CHPD to approximately 24 individuals. Approximately 11% of available public service funding estimated at \$10,000.

Financing

	Fund Type	Grant Year	Grant	Funded Amount	Drawn In Program Year	Drawn Thru Program Year
CDBG	EN	2020	B20MC060056	\$9,999.99	\$0.00	\$9,999.99
Total	Total			\$9,999.99	\$0.00	\$9,999.99

Proposed Accomplishments

People (General) : 24

Actual Accomplishments

Number assisted:

	Owner		Renter		Total		Person	
	Total	Hispanic	Total	Hispanic	Total	Hispanic	Total	Hispanic
White:	0	0	0	0	0	0	11	0
Black/African American:	0	0	0	0	0	0	1	0
Asian:	0	0	0	0	0	0	0	0
American Indian/Alaskan Native:	0	0	0	0	0	0	1	0
Native Hawaiian/Other Pacific Islander:	0	0	0	0	0	0	0	0
American Indian/Alaskan Native & White:	0	0	0	0	0	0	0	0
Asian White:	0	0	0	0	0	0	0	0
Black/African American & White:	0	0	0	0	0	0	0	0
American Indian/Alaskan Native & Black/African American:	0	0	0	0	0	0	0	0
Other multi-racial:	0	0	0	0	0	0	7	1
Asian/Pacific Islander:	0	0	0	0	0	0	0	0
Hispanic:	0	0	0	0	0	0	0	0

PR03 - CITRUS HEIGHTS

Page: 41 of 86



U.S. Department of Housing and Urban Development
Office of Community Planning and Development
Integrated Disbursement and Information System
CDBG Activity Summary Report (GPR) for Program Year 2021
CITRUS HEIGHTS

Date: 25-Mar-2022
Time: 18:21
Page: 42

Total:	0	0	0	0	0	0	20	1
---------------	---	---	---	---	---	---	----	---

Female-headed Households:	0		0		0			
---------------------------	---	--	---	--	---	--	--	--

Income Category:	Owner	Renter	Total	Person
Extremely Low	0	0	0	0
Low Mod	0	0	0	20
Moderate	0	0	0	0
Non Low Moderate	0	0	0	0
Total	0	0	0	20
Percent Low/Mod				100.0%

Annual Accomplishments

Years	Accomplishment Narrative	# Benefiting
2020	WEAVE collaborated with the Citrus Heights Police Department to provide a Violence Reduction Team (VRT) to increase access to trauma-informed response to victims of domestic violence, sexual assault and sex trafficking. The VRT provided crisis intervention and other supportive services including legal assistance, a safe shelter, and safety planning and counseling to trauma-informed victims who have made contact with the Citrus Heights Police Department. WEAVE advocates were able to make contact with persons needing service while riding along with a Citrus Police Officer during a shift two times a week.	



U.S. Department of Housing and Urban Development
Office of Community Planning and Development
Integrated Disbursement and Information System
CDBG Activity Summary Report (GPR) for Program Year 2021
CITRUS HEIGHTS

Date: 25-Mar-2022
Time: 18:21
Page: 43

PGM Year: 2020
Project: 0009 - Planning & Administration (2020)
IDIS Activity: 223 - Planning & Administration 2020
Status: Completed 2/9/2022 12:00:00 AM
Location: ,

Objective:
Outcome:
Matrix Code: General Program Administration (21A) **National Objective:**

Activity to prevent, prepare for, and respond to Coronavirus: No

Initial Funding Date: 03/05/2021

Description:

General program administration of the Community Development Block Grant program.

Financing

	Fund Type	Grant Year	Grant	Funded Amount	Drawn In Program Year	Drawn Thru Program Year
CDBG	EN	2020	B20MC060056	\$94,419.10	\$0.00	\$94,419.10
	PI			\$3,719.74	\$0.00	\$3,719.74
Total	Total			\$98,138.84	\$0.00	\$98,138.84

Proposed Accomplishments

Actual Accomplishments

Number assisted:

	Owner		Renter		Total		Person	
	Total	Hispanic	Total	Hispanic	Total	Hispanic	Total	Hispanic
White:					0	0		
Black/African American:					0	0		
Asian:					0	0		
American Indian/Alaskan Native:					0	0		
Native Hawaiian/Other Pacific Islander:					0	0		
American Indian/Alaskan Native & White:					0	0		
Asian White:					0	0		
Black/African American & White:					0	0		
American Indian/Alaskan Native & Black/African American:					0	0		
Other multi-racial:					0	0		
Asian/Pacific Islander:					0	0		
Hispanic:					0	0		
Total:	0	0	0	0	0	0	0	0

PR03 - CITRUS HEIGHTS

Page: 43 of 86



U.S. Department of Housing and Urban Development
Office of Community Planning and Development
Integrated Disbursement and Information System
CDBG Activity Summary Report (GPR) for Program Year 2021
CITRUS HEIGHTS

Date: 25-Mar-2022
Time: 18:21
Page: 44

Female-headed Households:

0

Income Category:	Owner	Renter	Total	Person
Extremely Low			0	
Low Mod			0	
Moderate			0	
Non Low Moderate			0	
Total	0	0	0	0
Percent Low/Mod				

Annual Accomplishments

No data returned for this view. This might be because the applied filter excludes all data.



U.S. Department of Housing and Urban Development
Office of Community Planning and Development
Integrated Disbursement and Information System
CDBG Activity Summary Report (GPR) for Program Year 2021
CITRUS HEIGHTS

Date: 25-Mar-2022
Time: 18:21
Page: 45

PGM Year: 2020
Project: 0011 - Public Services (CDBG-CV 1)
IDIS Activity: 224 - Campus Life Connection CDBG-CV-1
Status: Completed 2/2/2022 12:00:00 AM
Location: 7836 Sayonara Dr Citrus Heights, CA 95610-5103
Objective: Create suitable living environments
Outcome: Availability/accessibility
Matrix Code: Food Banks (05W)
National Objective: LMC

Activity to prevent, prepare for, and respond to Coronavirus: Yes

Initial Funding Date: 03/05/2021

Description:

Campus Life Connection: Distribute emergency food and household supplies to low-income households from the Sayonara Center five days per week.
Estimated to serve 100 individuals.
Funding estimated at \$15,750.

Financing

	Fund Type	Grant Year	Grant	Funded Amount	Drawn In Program Year	Drawn Thru Program Year
CDBG	EN	2020	B20MW060056	\$15,750.00	\$15,750.00	\$15,750.00
Total	Total			\$15,750.00	\$15,750.00	\$15,750.00

Proposed Accomplishments

People (General) : 100

Actual Accomplishments

Number assisted:

	Owner		Renter		Total		Person	
	Total	Hispanic	Total	Hispanic	Total	Hispanic	Total	Hispanic
White:	0	0	0	0	0	0	5	0
Black/African American:	0	0	0	0	0	0	3	0
Asian:	0	0	0	0	0	0	0	0
American Indian/Alaskan Native:	0	0	0	0	0	0	2	2
Native Hawaiian/Other Pacific Islander:	0	0	0	0	0	0	0	0
American Indian/Alaskan Native & White:	0	0	0	0	0	0	2	0
Asian White:	0	0	0	0	0	0	0	0
Black/African American & White:	0	0	0	0	0	0	0	0
American Indian/Alaskan Native & Black/African American:	0	0	0	0	0	0	0	0
Other multi-racial:	0	0	0	0	0	0	15	14
Asian/Pacific Islander:	0	0	0	0	0	0	0	0
Hispanic:	0	0	0	0	0	0	0	0

PR03 - CITRUS HEIGHTS

Page: 45 of 86



U.S. Department of Housing and Urban Development
Office of Community Planning and Development
Integrated Disbursement and Information System
CDBG Activity Summary Report (GPR) for Program Year 2021
CITRUS HEIGHTS

Date: 25-Mar-2022
Time: 18:21
Page: 46

Total: 0 0 0 0 0 0 27 16

Female-headed Households: 0 0 0

Income Category:

	Owner	Renter	Total	Person
Extremely Low	0	0	0	25
Low Mod	0	0	0	2
Moderate	0	0	0	0
Non Low Moderate	0	0	0	0
Total	0	0	0	27
Percent Low/Mod				100.0%

Annual Accomplishments

Years	Accomplishment Narrative	# Benefitting
2020		



U.S. Department of Housing and Urban Development
Office of Community Planning and Development
Integrated Disbursement and Information System
CDBG Activity Summary Report (GPR) for Program Year 2021
CITRUS HEIGHTS

Date: 25-Mar-2022
Time: 18:21
Page: 47

PGM Year: 2020
Project: 0011 - Public Services (CDBG-CV 1)
IDIS Activity: 225 - Supplemental Navigator CDBG-CV
Status: Open
Location: PO Box 188445 Sacramento, CA 95818-8445

Objective: Create suitable living environments
Outcome: Availability/accessibility
Matrix Code: Subsistence Payment (05Q) **National Objective:** LMC

Activity to prevent, prepare for, and respond to Coronavirus: Yes

Initial Funding Date: 03/05/2021

Description:

Citrus Heights Navigator Program: Supplemental fund to provide subsistence payments, such as motel and laundry vouchers to homeless individuals and security deposit assistance to help people obtain permanent housing.
Estimated to serve 100 homeless individuals in Citrus Heights.
Funding estimated at \$125,000.

Financing

	Fund Type	Grant Year	Grant	Funded Amount	Drawn In Program Year	Drawn Thru Program Year
CDBG	EN	2020	B20MW060056	\$313,117.40	\$152,336.20	\$152,336.20
Total	Total			\$313,117.40	\$152,336.20	\$152,336.20

Proposed Accomplishments

People (General) : 100

Actual Accomplishments

Number assisted:

	Owner		Renter		Total		Person	
	Total	Hispanic	Total	Hispanic	Total	Hispanic	Total	Hispanic
White:	0	0	0	0	0	0	27	3
Black/African American:	0	0	0	0	0	0	1	0
Asian:	0	0	0	0	0	0	0	0
American Indian/Alaskan Native:	0	0	0	0	0	0	0	0
Native Hawaiian/Other Pacific Islander:	0	0	0	0	0	0	1	0
American Indian/Alaskan Native & White:	0	0	0	0	0	0	0	0
Asian White:	0	0	0	0	0	0	0	0
Black/African American & White:	0	0	0	0	0	0	0	0
American Indian/Alaskan Native & Black/African American:	0	0	0	0	0	0	0	0
Other multi-racial:	0	0	0	0	0	0	1	0
Asian/Pacific Islander:	0	0	0	0	0	0	0	0

PR03 - CITRUS HEIGHTS

Page: 47 of 86



U.S. Department of Housing and Urban Development
Office of Community Planning and Development
Integrated Disbursement and Information System
CDBG Activity Summary Report (GPR) for Program Year 2021
CITRUS HEIGHTS

Date: 25-Mar-2022
Time: 18:21
Page: 48

Hispanic:	0	0	0	0	0	0	0	0
Total:	0	0	0	0	0	0	30	3
Female-headed Households:	0		0		0			
Income Category:								
	Owner	Renter	Total	Person				
Extremely Low	0	0	0	0				
Low Mod	0	0	0	29				
Moderate	0	0	0	0				
Non Low Moderate	0	0	0	0				
Total	0	0	0	29				
Percent Low/Mod	100.0%							

Annual Accomplishments

Years	Accomplishment Narrative	# Benefiting
2020		
2021	Citrus Heights Navigator Program: Supplemental fund to provide subsistence payments, such as motel and laundry vouchers to homeless individuals and security deposit assistance to help people obtain permanent housing. In 2021, the Supplemental Navigator Program served 11 clients.	



U.S. Department of Housing and Urban Development
Office of Community Planning and Development
Integrated Disbursement and Information System
CDBG Activity Summary Report (GPR) for Program Year 2021
CITRUS HEIGHTS

Date: 25-Mar-2022
Time: 18:21
Page: 49

PGM Year:	2020				
Project:	0011 - Public Services (CDBG-CV 1)				
IDIS Activity:	226 - Sunrise Christian Food Ministry CDBG-CV-1				
Status:	Open	Objective:	Create suitable living environments		
Location:	5901 San Juan Ave Citrus Heights, CA 95610-6508	Outcome:	Availability/accessibility		
		Matrix Code:	Food Banks (05W)	National Objective:	LMC

Activity to prevent, prepare for, and respond to Coronavirus: Yes

Initial Funding Date: 03/05/2021

Description:

Sunrise Christian Food Ministry: Provide emergency food and household supplies to approximately 8,500 low-income and homeless individuals in Citrus Heights.
Funding estimated at \$30,000.

Financing

	Fund Type	Grant Year	Grant	Funded Amount	Drawn In Program Year	Drawn Thru Program Year
CDBG	EN	2020	B20MW060056	\$30,000.00	\$19,206.89	\$19,206.89
Total	Total			\$30,000.00	\$19,206.89	\$19,206.89

Proposed Accomplishments

People (General) : 8,500

Actual Accomplishments

Number assisted:

	Owner		Renter		Total		Person	
	Total	Hispanic	Total	Hispanic	Total	Hispanic	Total	Hispanic
White:	0	0	0	0	0	0	1,002	17
Black/African American:	0	0	0	0	0	0	73	0
Asian:	0	0	0	0	0	0	28	0
American Indian/Alaskan Native:	0	0	0	0	0	0	3	0
Native Hawaiian/Other Pacific Islander:	0	0	0	0	0	0	11	0
American Indian/Alaskan Native & White:	0	0	0	0	0	0	1	0
Asian White:	0	0	0	0	0	0	8	0
Black/African American & White:	0	0	0	0	0	0	12	0
American Indian/Alaskan Native & Black/African American:	0	0	0	0	0	0	0	0
Other multi-racial:	0	0	0	0	0	0	418	304
Asian/Pacific Islander:	0	0	0	0	0	0	0	0
Hispanic:	0	0	0	0	0	0	0	0

PR03 - CITRUS HEIGHTS

Page: 49 of 86



U.S. Department of Housing and Urban Development
 Office of Community Planning and Development
 Integrated Disbursement and Information System
 CDBG Activity Summary Report (GPR) for Program Year 2021
 CITRUS HEIGHTS

Date: 25-Mar-2022
 Time: 18:21
 Page: 50

Total:	0	0	0	0	0	0	1,556	321
---------------	---	---	---	---	---	---	-------	-----

Female-headed Households:	0		0		0			
---------------------------	---	--	---	--	---	--	--	--

<i>Income Category:</i>	Owner	Renter	Total	Person
Extremely Low	0	0	0	0
Low Mod	0	0	0	1,556
Moderate	0	0	0	0
Non Low Moderate	0	0	0	0
Total	0	0	0	1,556
Percent Low/Mod				100.0%

Annual Accomplishments

Years	Accomplishment Narrative	# Benefitting
2020		



U.S. Department of Housing and Urban Development
Office of Community Planning and Development
Integrated Disbursement and Information System
CDBG Activity Summary Report (GPR) for Program Year 2021
CITRUS HEIGHTS

Date: 25-Mar-2022
Time: 18:21
Page: 51

PGM Year:	2020		
Project:	0011 - Public Services (CDBG-CV 1)		
IDIS Activity:	227 - WEAVE CDBG-CV-1		
Status:	Completed 2/2/2022 12:00:00 AM	Objective:	Create suitable living environments
Location:	1900 K St Ste 200 #200 Sacramento, CA 95811-4187	Outcome:	Availability/accessibility
		Matrix Code:	Services for victims of domestic violence, dating violence, sexual assault or stalking (05G)
		National Objective:	LMC

Activity to prevent, prepare for, and respond to Coronavirus: Yes

Initial Funding Date: 03/05/2021

Description:

WEAVE: Provide domestic violence response services to Citrus Heights residents referred by the Citrus Heights Police Department or via the 24-hour support line, such as counseling, motel vouchers, food, and household supplies.
Estimated to serve 24 individuals.
Funding estimated at \$30,000.

Financing

	Fund Type	Grant Year	Grant	Funded Amount	Drawn In Program Year	Drawn Thru Program Year
CDBG	EN	2020	B20MW060056	\$30,000.01	\$30,000.01	\$30,000.01
Total	Total			\$30,000.01	\$30,000.01	\$30,000.01

Proposed Accomplishments

People (General) : 100

Actual Accomplishments

Number assisted:

	Owner		Renter		Total		Person	
	Total	Hispanic	Total	Hispanic	Total	Hispanic	Total	Hispanic
White:	0	0	0	0	0	0	10	1
Black/African American:	0	0	0	0	0	0	1	0
Asian:	0	0	0	0	0	0	0	0
American Indian/Alaskan Native:	0	0	0	0	0	0	0	0
Native Hawaiian/Other Pacific Islander:	0	0	0	0	0	0	0	0
American Indian/Alaskan Native & White:	0	0	0	0	0	0	0	0
Asian White:	0	0	0	0	0	0	0	0
Black/African American & White:	0	0	0	0	0	0	0	0
American Indian/Alaskan Native & Black/African American:	0	0	0	0	0	0	0	0
Other multi-racial:	0	0	0	0	0	0	7	2
Asian/Pacific Islander:	0	0	0	0	0	0	0	0

PR03 - CITRUS HEIGHTS

Page: 51 of 86



U.S. Department of Housing and Urban Development
 Office of Community Planning and Development
 Integrated Disbursement and Information System
 CDBG Activity Summary Report (GPR) for Program Year 2021
 CITRUS HEIGHTS

Date: 25-Mar-2022
 Time: 18:21
 Page: 52

Hispanic:	0	0	0	0	0	0	0	0
Total:	0	0	0	0	0	0	18	3
Female-headed Households:	0		0		0			
Income Category:								
	Owner	Renter	Total	Person				
Extremely Low	0	0	0	0				
Low Mod	0	0	0	18				
Moderate	0	0	0	0				
Non Low Moderate	0	0	0	0				
Total	0	0	0	18				
Percent Low/Mod	100.0%							

Annual Accomplishments

Years	Accomplishment Narrative	# Benefiting
2020	WEAVE: Provide domestic violence response services to Citrus Heights residents referred by the Citrus Heights Police Department or via the 24-hour support line, such as counseling, motel vouchers, food, and household supplies.	



U.S. Department of Housing and Urban Development
Office of Community Planning and Development
Integrated Disbursement and Information System
CDBG Activity Summary Report (GPR) for Program Year 2021
CITRUS HEIGHTS

Date: 25-Mar-2022
Time: 18:21
Page: 53

PGM Year: 2020
Project: 0012 - Planning and Administration (CDBG-CV)
IDIS Activity: 229 - Planning & Administration CDBG-CV
Status: Open
Location: ,

Objective:
Outcome:
Matrix Code: General Program Administration (21A) **National Objective:**

Activity to prevent, prepare for, and respond to Coronavirus: Yes

Initial Funding Date: 03/05/2021

Description:

Planning and administration activities associated with the city's CDBG-CV includes Round 1 & Round 2 of CARES Act Funds.

Financing

	Fund Type	Grant Year	Grant	Funded Amount	Drawn In Program Year	Drawn Thru Program Year
CDBG	EN	2020	B20MW060056	\$98,691.53	\$79,094.68	\$79,094.68
	PI			\$14,403.43	\$14,403.43	\$14,403.43
Total	Total			\$113,094.96	\$93,498.11	\$93,498.11

Proposed Accomplishments

Actual Accomplishments

Number assisted:

	Owner		Renter		Total		Person	
	Total	Hispanic	Total	Hispanic	Total	Hispanic	Total	Hispanic
White:					0	0		
Black/African American:					0	0		
Asian:					0	0		
American Indian/Alaskan Native:					0	0		
Native Hawaiian/Other Pacific Islander:					0	0		
American Indian/Alaskan Native & White:					0	0		
Asian White:					0	0		
Black/African American & White:					0	0		
American Indian/Alaskan Native & Black/African American:					0	0		
Other multi-racial:					0	0		
Asian/Pacific Islander:					0	0		
Hispanic:					0	0		
Total:	0	0	0	0	0	0	0	0

PR03 - CITRUS HEIGHTS

Page: 53 of 86



U.S. Department of Housing and Urban Development
Office of Community Planning and Development
Integrated Disbursement and Information System
CDBG Activity Summary Report (GPR) for Program Year 2021
CITRUS HEIGHTS

Date: 25-Mar-2022
Time: 18:21
Page: 54

Female-headed Households:

0

Income Category:	Owner	Renter	Total	Person
Extremely Low			0	
Low Mod			0	
Moderate			0	
Non Low Moderate			0	
Total	0	0	0	0
Percent Low/Mod				

Annual Accomplishments

No data returned for this view. This might be because the applied filter excludes all data.



U.S. Department of Housing and Urban Development
Office of Community Planning and Development
Integrated Disbursement and Information System
CDBG Activity Summary Report (GPR) for Program Year 2021
CITRUS HEIGHTS

Date: 25-Mar-2022
Time: 18:21
Page: 55

PGM Year:	2020		
Project:	0011 - Public Services (CDBG-CV 1)		
IDIS Activity:	230 - Great Plates Delivered CDBG-CV-1		
Status:	Canceled 2/17/2022 12:00:00 AM	Objective:	Create suitable living environments
Location:	6360 Fountain Square Dr Citrus Heights, CA 95621-5634	Outcome:	Availability/accessibility
		Matrix Code:	Senior Services (05A)
		National Objective:	LMC

Activity to prevent, prepare for, and respond to Coronavirus: Yes

Initial Funding Date: 03/05/2021

Description:

Provides three nutritious meals daily to eligible seniors as part of the city's local program match of 6.25 percent.
Estimated to serve 500 individuals.
Funding estimated at 91,672.

Financing

No data returned for this view. This might be because the applied filter excludes all data.

Proposed Accomplishments

People (General) : 500

Actual Accomplishments

Number assisted:

	Owner		Renter		Total		Person	
	Total	Hispanic	Total	Hispanic	Total	Hispanic	Total	Hispanic
White:	0	0	0	0	0	0	181	9
Black/African American:	0	0	0	0	0	0	5	0
Asian:	0	0	0	0	0	0	2	0
American Indian/Alaskan Native:	0	0	0	0	0	0	1	1
Native Hawaiian/Other Pacific Islander:	0	0	0	0	0	0	3	0
American Indian/Alaskan Native & White:	0	0	0	0	0	0	1	0
Asian White:	0	0	0	0	0	0	1	0
Black/African American & White:	0	0	0	0	0	0	1	0

PR03 - CITRUS HEIGHTS

Page: 55 of 86



U.S. Department of Housing and Urban Development
Office of Community Planning and Development
Integrated Disbursement and Information System
CDBG Activity Summary Report (GPR) for Program Year 2021
CITRUS HEIGHTS

Date: 25-Mar-2022
Time: 18:21
Page: 56

American Indian/Alaskan Native & Black/African American:	0	0	0	0	0	0	0	0
Other multi-racial:	0	0	0	0	0	0	41	3
Asian/Pacific Islander:	0	0	0	0	0	0	0	0
Hispanic:	0	0	0	0	0	0	0	0
Total:	0	0	0	0	0	0	236	13

Female-headed Households: 0 0 0

Income Category:

	Owner	Renter	Total	Person
Extremely Low	0	0	0	44
Low Mod	0	0	0	122
Moderate	0	0	0	70
Non Low Moderate	0	0	0	0
Total	0	0	0	236
Percent Low/Mod				100.0%

Annual Accomplishments

Years	Accomplishment Narrative	# Benefitting
2020		



U.S. Department of Housing and Urban Development
Office of Community Planning and Development
Integrated Disbursement and Information System
CDBG Activity Summary Report (GPR) for Program Year 2021
CITRUS HEIGHTS

Date: 25-Mar-2022
Time: 18:21
Page: 57

PGM Year:	2020				
Project:	0007 - Public Infrastructure Projects				
IDIS Activity:	231 - 2019-20 Accessibility and Drainage Project				
Status:	Open	Objective:	Create suitable living environments		
Location:	6360 Fountain Square Dr Citrus Heights, CA 95621-5634	Outcome:	Availability/accessibility		
		Matrix Code:	Sidewalks (03L)	National Objective:	LMA

Activity to prevent, prepare for, and respond to Coronavirus: No

Initial Funding Date: 03/16/2021

Description:

2019-20 Accessibility and Drainage project will consist of multiple minor improvements to rehabilitate existing sidewalks, curb and gutter; remove accessibility and mobility barriers by installing curb access ramps; and improve drainage conditions by replace and or install new storm drainage pipeline and inlets throughout the city.

In total, the project will remove and replace approximately 8,653 square feet of sidewalk, 2,772 linear feet of curb and gutter, 511 feet of 12-inch storm drain pipeline, and 18 drainage inlet.

In addition, the project will install 24-curb access ramps along existing sidewalks.

Financing

	Fund Type	Grant Year	Grant	Funded Amount	Drawn In Program Year	Drawn Thru Program Year
CDBG	EN	2018	B18MC060056	\$243,879.64	\$0.00	\$243,879.64
		2019	B19MC060056	\$79,023.42	\$8,973.76	\$79,023.42
Total	Total			\$322,903.06	\$8,973.76	\$322,903.06

Proposed Accomplishments


People (General) : 2,000

Total Population in Service Area: 16,650

Census Tract Percent Low / Mod: 60.87

Annual Accomplishments

Years	Accomplishment Narrative	# Benefitting
2020		



National Objective: LMC

Page: 58 of 86



U.S. Department of Housing and Urban Development
Office of Community Planning and Development
Integrated Disbursement and Information System
CDBG Activity Summary Report (GPR) for Program Year 2021
CITRUS HEIGHTS

Date: 25-Mar-2022
Time: 18:21
Page: 59

Female-headed Households: 0 0 0

Income Category:	Owner	Renter	Total	Person
Extremely Low	0	0	0	1
Low Mod	0	0	0	1
Moderate	0	0	0	2
Non Low Moderate	0	0	0	4
Total	0	0	0	8
Percent Low/Mod				50.0%

Annual Accomplishments

Years	Accomplishment Narrative	# Benefitting
2021	Single Mom Strong offers enrichment programs and support services for youth of single-parent households within the City of Citrus Heights. This activity was funded July 1, 2021 and will be completed June 30, 2022 and will serve approx. 28 youth throughout FY 21/22. Therefore, youth served will be reported over two program years and the activity will serve at least 51% low- and moderate- low income households.	



U.S. Department of Housing and Urban Development
Office of Community Planning and Development
Integrated Disbursement and Information System
CDBG Activity Summary Report (GPR) for Program Year 2021
CITRUS HEIGHTS

Date: 25-Mar-2022
Time: 18:21
Page: 60

PGM Year:	2021				
Project:	0003 - 2021 Public Services				
IDIS Activity:	233 - Meals on Wheels (CDBG 2021)				
Status:	Open	Objective:	Create suitable living environments		
Location:	7375 Park City Dr Sacramento, CA 95831-3866	Outcome:	Availability/accessibility		
		Matrix Code:	Senior Services (05A)	National Objective:	LMC

Activity to prevent, prepare for, and respond to Coronavirus: No

Initial Funding Date: 12/01/2021

Description:

Provide a balanced, nutritious meals Mon-Fri, 250 days per year to an estimated 282 seniors either dining at Rusch Park Community Center five days a week or by delivery to homebound seniors.

Financing

	Fund Type	Grant Year	Grant	Funded Amount	Drawn In Program Year	Drawn Thru Program Year
CDBG	EN	2021	B21MC060056	\$14,000.00	\$14,000.00	\$14,000.00
Total	Total			\$14,000.00	\$14,000.00	\$14,000.00

Proposed Accomplishments

People (General) : 282

Actual Accomplishments

Number assisted:

	Owner		Renter		Total		Person	
	Total	Hispanic	Total	Hispanic	Total	Hispanic	Total	Hispanic
White:	0	0	0	0	0	0	311	14
Black/African American:	0	0	0	0	0	0	19	2
Asian:	0	0	0	0	0	0	7	1
American Indian/Alaskan Native:	0	0	0	0	0	0	8	3
Native Hawaiian/Other Pacific Islander:	0	0	0	0	0	0	1	1
American Indian/Alaskan Native & White:	0	0	0	0	0	0	6	0
Asian White:	0	0	0	0	0	0	0	0
Black/African American & White:	0	0	0	0	0	0	0	0
American Indian/Alaskan Native & Black/African American:	0	0	0	0	0	0	0	0
Other multi-racial:	0	0	0	0	0	0	62	20
Asian/Pacific Islander:	0	0	0	0	0	0	0	0
Hispanic:	0	0	0	0	0	0	0	0

PR03 - CITRUS HEIGHTS

Page: 60 of 86



U.S. Department of Housing and Urban Development
Office of Community Planning and Development
Integrated Disbursement and Information System
CDBG Activity Summary Report (GPR) for Program Year 2021
CITRUS HEIGHTS

Date: 25-Mar-2022
Time: 18:21
Page: 61

Total: 0 0 0 0 0 0 414 41

Female-headed Households: 0 0 0

Income Category:	Owner	Renter	Total	Person
Extremely Low	0	0	0	0
Low Mod	0	0	0	251
Moderate	0	0	0	163
Non Low Moderate	0	0	0	0
Total	0	0	0	414
Percent Low/Mod				100.0%

Annual Accomplishments

Years	Accomplishment Narrative	# Benefiting
2021	Provide a balanced, nutritious meals Mon-Fri, 250 days per year to an estimated 282 seniors either dining at Rusch Park Community Center five days a week or by delivery to homebound seniors.	



U.S. Department of Housing and Urban Development
Office of Community Planning and Development
Integrated Disbursement and Information System
CDBG Activity Summary Report (GPR) for Program Year 2021
CITRUS HEIGHTS

Date: 25-Mar-2022
Time: 18:21
Page: 62

PGM Year:	2021		
Project:	0003 - 2021 Public Services		
IDIS Activity:	234 - Single Mom Strong (CDBG 2021)		
Status:	Open	Objective:	Create suitable living environments
Location:	7525 Auburn Blvd Citrus Heights, CA 95610-2239	Outcome:	Availability/accessibility
		Matrix Code:	Child Care Services (05L)
		National Objective:	LMC

Activity to prevent, prepare for, and respond to Coronavirus: No

Initial Funding Date: 12/01/2021

Description:

Provide tutoring & distance learning support for families.
The program will provide tutoring for approx.
72 youth, ages 5-12 of working parents during the time of social distance learning.
Funding for this activity is estimated at \$8,698.

Financing

	Fund Type	Grant Year	Grant	Funded Amount	Drawn In Program Year	Drawn Thru Program Year
CDBG	EN	2021	B21MC060056	\$6,226.40	\$6,226.40	\$6,226.40
Total	Total			\$6,226.40	\$6,226.40	\$6,226.40

Proposed Accomplishments

People (General) : 72

Actual Accomplishments

Number assisted:

	Owner		Renter		Total		Person	
	Total	Hispanic	Total	Hispanic	Total	Hispanic	Total	Hispanic
White:	0	0	0	0	0	0	11	0
Black/African American:	0	0	0	0	0	0	5	0
Asian:	0	0	0	0	0	0	0	0
American Indian/Alaskan Native:	0	0	0	0	0	0	0	0
Native Hawaiian/Other Pacific Islander:	0	0	0	0	0	0	0	0
American Indian/Alaskan Native & White:	0	0	0	0	0	0	0	0
Asian White:	0	0	0	0	0	0	0	0
Black/African American & White:	0	0	0	0	0	0	5	0
American Indian/Alaskan Native & Black/African American:	0	0	0	0	0	0	0	0
Other multi-racial:	0	0	0	0	0	0	11	8
Asian/Pacific Islander:	0	0	0	0	0	0	0	0

PR03 - CITRUS HEIGHTS

Page: 62 of 86



U.S. Department of Housing and Urban Development
Office of Community Planning and Development
Integrated Disbursement and Information System
CDBG Activity Summary Report (GPR) for Program Year 2021
CITRUS HEIGHTS

Date: 25-Mar-2022
Time: 18:21
Page: 63

Hispanic:	0	0	0	0	0	0	0	0
Total:	0	0	0	0	0	0	32	8
Female-headed Households:	0		0		0			
Income Category:								
	Owner	Renter	Total	Person				
Extremely Low	0	0	0	5				
Low Mod	0	0	0	8				
Moderate	0	0	0	10				
Non Low Moderate	0	0	0	9				
Total	0	0	0	32				
Percent Low/Mod	71.9%							

Annual Accomplishments

Years	Accomplishment Narrative	# Benefitting
2021	Provide tutoring & distance learning support for families. The program will provide tutoring for 32 youth, ages 5-12 of working parents during the time of social distance learning. Funding for this activity is estimated at \$8,698.	



U.S. Department of Housing and Urban Development
Office of Community Planning and Development
Integrated Disbursement and Information System
CDBG Activity Summary Report (GPR) for Program Year 2021
CITRUS HEIGHTS

Date: 25-Mar-2022
Time: 18:21
Page: 64

PGM Year: 2021
Project: 0003 - 2021 Public Services
IDIS Activity: 235 - Campus Life (CDBG 2021)

Status: Open
Location: 7836 Sayonara Dr Citrus Heights, CA 95610-5103

Objective: Create suitable living environments
Outcome: Availability/accessibility
Matrix Code: Youth Services (05D)

National Objective: LMC

Activity to prevent, prepare for, and respond to Coronavirus: No

Initial Funding Date: 12/01/2021

Description:

Operate an after-school center that provides low-income youth with recreational activities. Activities include mentoring, tutoring, educational games, technology center, and daily nutritious meals to an estimated 105 youth. Funding for this activity is estimated at \$14,000.

Financing

	Fund Type	Grant Year	Grant	Funded Amount	Drawn In Program Year	Drawn Thru Program Year
CDBG	EN	2021	B21MC060056	\$14,000.00	\$14,000.00	\$14,000.00
Total	Total			\$14,000.00	\$14,000.00	\$14,000.00

Proposed Accomplishments

People (General) : 105

Actual Accomplishments

Number assisted:

	Owner		Renter		Total		Person	
	Total	Hispanic	Total	Hispanic	Total	Hispanic	Total	Hispanic
White:	0	0	0	0	0	0	6	3
Black/African American:	0	0	0	0	0	0	9	0
Asian:	0	0	0	0	0	0	1	0
American Indian/Alaskan Native:	0	0	0	0	0	0	62	55
Native Hawaiian/Other Pacific Islander:	0	0	0	0	0	0	0	0
American Indian/Alaskan Native & White:	0	0	0	0	0	0	0	0
Asian White:	0	0	0	0	0	0	0	0
Black/African American & White:	0	0	0	0	0	0	4	1
American Indian/Alaskan Native & Black/African American:	0	0	0	0	0	0	0	0
Other multi-racial:	0	0	0	0	0	0	6	2
Asian/Pacific Islander:	0	0	0	0	0	0	0	0
Hispanic:	0	0	0	0	0	0	0	0

PR03 - CITRUS HEIGHTS

Page: 64 of 86



U.S. Department of Housing and Urban Development
Office of Community Planning and Development
Integrated Disbursement and Information System
CDBG Activity Summary Report (GPR) for Program Year 2021
CITRUS HEIGHTS

Date: 25-Mar-2022
Time: 18:21
Page: 65

Total: 0 0 0 0 0 0 88 61

Female-headed Households: 0 0 0

Income Category:

	Owner	Renter	Total	Person
Extremely Low	0	0	0	74
Low Mod	0	0	0	11
Moderate	0	0	0	3
Non Low Moderate	0	0	0	0
Total	0	0	0	88
Percent Low/Mod				100.0%

Annual Accomplishments

Years	Accomplishment Narrative	# Benefitting
2021	Operate an after-school center that provides low-income youth with recreational activities. Activities include mentoring, tutoring, educational games, technology center, and daily nutritious meals to 88 youth. Funding for this activity is estimated at \$14,000.	



U.S. Department of Housing and Urban Development
Office of Community Planning and Development
Integrated Disbursement and Information System
CDBG Activity Summary Report (GPR) for Program Year 2021
CITRUS HEIGHTS

Date: 25-Mar-2022
Time: 18:21
Page: 66

PGM Year:	2021				
Project:	0003 - 2021 Public Services				
IDIS Activity:	236 - Housing Counseling/Navigator (CDBG 2021)				
Status:	Open	Objective:	Create suitable living environments		
Location:	1010 Hurley Way Sacramento, CA 95825-3215	Outcome:	Availability/accessibility		
		Matrix Code:	Housing Counseling only, under 24 CFR 5.100 (05U)	National Objective:	LMC

Activity to prevent, prepare for, and respond to Coronavirus: No

Initial Funding Date: 12/01/2021

Description:

To provide housing counseling services to approximately 100 households at-risk of becoming homeless and navigator services to approximately 112 households currently homeless. Funding for this activity is funded at \$16,000.

Financing

	Fund Type	Grant Year	Grant	Funded Amount	Drawn In Program Year	Drawn Thru Program Year
CDBG	EN	2021	B21MC060056	\$16,000.00	\$16,000.00	\$16,000.00
Total	Total			\$16,000.00	\$16,000.00	\$16,000.00

Proposed Accomplishments

People (General) : 212

Actual Accomplishments

Number assisted:

	Owner		Renter		Total		Person	
	Total	Hispanic	Total	Hispanic	Total	Hispanic	Total	Hispanic
White:	0	0	0	0	0	0	103	9
Black/African American:	0	0	0	0	0	0	11	0
Asian:	0	0	0	0	0	0	0	0
American Indian/Alaskan Native:	0	0	0	0	0	0	1	0
Native Hawaiian/Other Pacific Islander:	0	0	0	0	0	0	2	0
American Indian/Alaskan Native & White:	0	0	0	0	0	0	1	0
Asian White:	0	0	0	0	0	0	0	0
Black/African American & White:	0	0	0	0	0	0	0	0
American Indian/Alaskan Native & Black/African American:	0	0	0	0	0	0	1	0
Other multi-racial:	0	0	0	0	0	0	7	2
Asian/Pacific Islander:	0	0	0	0	0	0	0	0
Hispanic:	0	0	0	0	0	0	0	0

PR03 - CITRUS HEIGHTS

Page: 66 of 86



U.S. Department of Housing and Urban Development
Office of Community Planning and Development
Integrated Disbursement and Information System
CDBG Activity Summary Report (GPR) for Program Year 2021
CITRUS HEIGHTS

Date: 25-Mar-2022
Time: 18:21
Page: 67

Total: 0 0 0 0 0 0 126 11

Female-headed Households: 0 0 0

Income Category:

	Owner	Renter	Total	Person
Extremely Low	0	0	0	104
Low Mod	0	0	0	18
Moderate	0	0	0	3
Non Low Moderate	0	0	0	1
Total	0	0	0	126
Percent Low/Mod				99.2%

Annual Accomplishments

Years	Accomplishment Narrative	# Benefitting
2021	To provide housing counseling services to approximately 100 households at-risk of becoming homeless and navigator services to 126 households.	



U.S. Department of Housing and Urban Development
Office of Community Planning and Development
Integrated Disbursement and Information System
CDBG Activity Summary Report (GPR) for Program Year 2021
CITRUS HEIGHTS

Date: 25-Mar-2022
Time: 18:21
Page: 68

PGM Year:	2021				
Project:	0003 - 2021 Public Services				
IDIS Activity:	237 - Renters Helpline (CDBG 2021)				
Status:	Open	Objective:	Create suitable living environments		
Location:	1010 Hurley Way Sacramento, CA 95825-3215	Outcome:	Availability/accessibility		
		Matrix Code:	Tenant/Landlord Counseling (05K)	National Objective:	LMC

Activity to prevent, prepare for, and respond to Coronavirus: No

Initial Funding Date: 12/01/2021

Description:

To provide a telephone and Internet-based as well as counseling, dispute resolution, and fair housing services to approximately 425 households.
Funding for this activity is estimated at \$22,871.

Financing

	Fund Type	Grant Year	Grant	Funded Amount	Drawn In Program Year	Drawn Thru Program Year
CDBG	EN	2021	B21MC060056	\$20,075.88	\$20,075.88	\$20,075.88
Total	Total			\$20,075.88	\$20,075.88	\$20,075.88

Proposed Accomplishments

People (General) : 425

Actual Accomplishments

Number assisted:

	Owner		Renter		Total		Person	
	Total	Hispanic	Total	Hispanic	Total	Hispanic	Total	Hispanic
White:	0	0	0	0	0	0	167	14
Black/African American:	0	0	0	0	0	0	25	0
Asian:	0	0	0	0	0	0	5	0
American Indian/Alaskan Native:	0	0	0	0	0	0	0	0
Native Hawaiian/Other Pacific Islander:	0	0	0	0	0	0	0	0
American Indian/Alaskan Native & White:	0	0	0	0	0	0	0	0
Asian White:	0	0	0	0	0	0	1	0
Black/African American & White:	0	0	0	0	0	0	1	0
American Indian/Alaskan Native & Black/African American:	0	0	0	0	0	0	2	0
Other multi-racial:	0	0	0	0	0	0	38	18
Asian/Pacific Islander:	0	0	0	0	0	0	0	0
Hispanic:	0	0	0	0	0	0	0	0

PR03 - CITRUS HEIGHTS

Page: 68 of 86



U.S. Department of Housing and Urban Development
Office of Community Planning and Development
Integrated Disbursement and Information System
CDBG Activity Summary Report (GPR) for Program Year 2021
CITRUS HEIGHTS

Date: 25-Mar-2022
Time: 18:21
Page: 69

Total:	0	0	0	0	0	0	239	32
---------------	---	---	---	---	---	---	-----	----

Female-headed Households:	0		0		0			
---------------------------	---	--	---	--	---	--	--	--

Income Category:	Owner	Renter	Total	Person
Extremely Low	0	0	0	107
Low Mod	0	0	0	79
Moderate	0	0	0	44
Non Low Moderate	0	0	0	9
Total	0	0	0	239
Percent Low/Mod				96.2%

Annual Accomplishments

Years	Accomplishment Narrative	# Benefitting
2021	To provide a telephone and Internet-based as well as counseling, dispute resolution, and fair housing services 239 households.	



U.S. Department of Housing and Urban Development
Office of Community Planning and Development
Integrated Disbursement and Information System
CDBG Activity Summary Report (GPR) for Program Year 2021
CITRUS HEIGHTS

Date: 25-Mar-2022
Time: 18:21
Page: 70

PGM Year:	2021				
Project:	0003 - 2021 Public Services				
IDIS Activity:	238 - Sunrise Christian Food Ministry (CDBG 2021)				
Status:	Open	Objective:	Create suitable living environments		
Location:	5901 San Juan Ave Citrus Heights, CA 95610-6508	Outcome:	Availability/accessibility		
		Matrix Code:	Food Banks (05W)	National Objective:	LMC

Activity to prevent, prepare for, and respond to Coronavirus: No

Initial Funding Date: 12/01/2021

Description:

To provide ongoing emergency food to approximately 8,500 low-income and homeless persons in Citrus Heights.
Funding for this activity is estimated at \$21,715.

Financing

	Fund Type	Grant Year	Grant	Funded Amount	Drawn In Program Year	Drawn Thru Program Year
CDBG	EN	2021	B21MC060056	\$21,715.00	\$21,715.00	\$21,715.00
Total	Total			\$21,715.00	\$21,715.00	\$21,715.00

Proposed Accomplishments

People (General) : 8,500


Actual Accomplishments

Number assisted:

	Owner		Renter		Total		Person	
	Total	Hispanic	Total	Hispanic	Total	Hispanic	Total	Hispanic
White:	0	0	0	0	0	0	3,477	0
Black/African American:	0	0	0	0	0	0	210	0
Asian:	0	0	0	0	0	0	82	0
American Indian/Alaskan Native:	0	0	0	0	0	0	41	0
Native Hawaiian/Other Pacific Islander:	0	0	0	0	0	0	39	0
American Indian/Alaskan Native & White:	0	0	0	0	0	0	4	0
Asian White:	0	0	0	0	0	0	7	0
Black/African American & White:	0	0	0	0	0	0	33	0
American Indian/Alaskan Native & Black/African American:	0	0	0	0	0	0	0	0
Other multi-racial:	0	0	0	0	0	0	998	348
Asian/Pacific Islander:	0	0	0	0	0	0	0	0
Hispanic:	0	0	0	0	0	0	0	0

PR03 - CITRUS HEIGHTS

Page: 70 of 86



Years	Accomplishment Narrative	# Benefiting
2021	To provide ongoing emergency food to approximately 8,500 low-income and homeless persons in Citrus Heights.	



U.S. Department of Housing and Urban Development
Office of Community Planning and Development
Integrated Disbursement and Information System
CDBG Activity Summary Report (GPR) for Program Year 2021
CITRUS HEIGHTS

Date: 25-Mar-2022
Time: 18:21
Page: 72

PGM Year: 2021
Project: 0003 - 2021 Public Services
IDIS Activity: 239 - WEAVE (CDBG 2021)

Status: Open
Location: 1900 K St Sacramento, CA 95811-4187

Objective: Create suitable living environments
Outcome: Availability/accessibility
Matrix Code: Services for victims of domestic violence, dating violence, sexual assault or stalking (05G)

National Objective: LMC

Activity to prevent, prepare for, and respond to Coronavirus: No

Initial Funding Date: 12/01/2021

Description:

Operate a Violence Reduction Team (VRT) to provide response services in partnership with the CHPD to approximately 40 individuals. Funding for this activity is estimated at \$7,216.

Financing

	Fund Type	Grant Year	Grant	Funded Amount	Drawn In Program Year	Drawn Thru Program Year
CDBG	EN	2021	B21MC060056	\$7,216.00	\$7,216.00	\$7,216.00
Total	Total			\$7,216.00	\$7,216.00	\$7,216.00

Proposed Accomplishments

People (General) : 40

Actual Accomplishments

Number assisted:

	Owner		Renter		Total		Person	
	Total	Hispanic	Total	Hispanic	Total	Hispanic	Total	Hispanic
White:	0	0	0	0	0	0	50	0
Black/African American:	0	0	0	0	0	0	21	0
Asian:	0	0	0	0	0	0	2	0
American Indian/Alaskan Native:	0	0	0	0	0	0	2	0
Native Hawaiian/Other Pacific Islander:	0	0	0	0	0	0	0	0
American Indian/Alaskan Native & White:	0	0	0	0	0	0	0	0
Asian White:	0	0	0	0	0	0	0	0
Black/African American & White:	0	0	0	0	0	0	0	0
American Indian/Alaskan Native & Black/African American:	0	0	0	0	0	0	0	0
Other multi-racial:	0	0	0	0	0	0	42	9
Asian/Pacific Islander:	0	0	0	0	0	0	0	0
Hispanic:	0	0	0	0	0	0	0	0

PR03 - CITRUS HEIGHTS

Page: 72 of 86



U.S. Department of Housing and Urban Development
Office of Community Planning and Development
Integrated Disbursement and Information System
CDBG Activity Summary Report (GPR) for Program Year 2021
CITRUS HEIGHTS

Date: 25-Mar-2022
Time: 18:21
Page: 73

Total: 0 0 0 0 0 0 117 9

Female-headed Households: 0 0 0

Income Category:	Owner	Renter	Total	Person
Extremely Low	0	0	0	0
Low Mod	0	0	0	0
Moderate	0	0	0	117
Non Low Moderate	0	0	0	0
Total	0	0	0	117
Percent Low/Mod				100.0%

Annual Accomplishments

Years	Accomplishment Narrative	# Benefitting
2021	Operate a Violence Reduction Team (VRT) to provide response services in partnership with the CHPD to 117 individuals. Funding for this activity is estimated at \$7,216.	



U.S. Department of Housing and Urban Development
Office of Community Planning and Development
Integrated Disbursement and Information System
CDBG Activity Summary Report (GPR) for Program Year 2021
CITRUS HEIGHTS

Date: 25-Mar-2022
Time: 18:21
Page: 74

PGM Year: 2021
Project: 0002 - 2021 Planning & Administration
IDIS Activity: 240 - Planning & Administration (CDBG 2021)
Status: Open
Location: ,

Objective:
Outcome:
Matrix Code: General Program Administration (21A) **National Objective:**

Activity to prevent, prepare for, and respond to Coronavirus: No

Initial Funding Date: 11/30/2021

Description:

General Planning & Administration of the 2021 CDBG Program, funding is 20 percent of annual grant amount plus program income.

Financing

	Fund Type	Grant Year	Grant	Funded Amount	Drawn In Program Year	Drawn Thru Program Year
CDBG	EN	2021	B21MC060056	\$129,596.20	\$129,596.20	\$129,596.20
	PI			\$9,765.41	\$9,765.41	\$9,765.41
Total	Total			\$139,361.61	\$139,361.61	\$139,361.61

Proposed Accomplishments

Actual Accomplishments

Number assisted:

	Owner		Renter		Total		Person	
	Total	Hispanic	Total	Hispanic	Total	Hispanic	Total	Hispanic
White:					0	0		
Black/African American:					0	0		
Asian:					0	0		
American Indian/Alaskan Native:					0	0		
Native Hawaiian/Other Pacific Islander:					0	0		
American Indian/Alaskan Native & White:					0	0		
Asian White:					0	0		
Black/African American & White:					0	0		
American Indian/Alaskan Native & Black/African American:					0	0		
Other multi-racial:					0	0		
Asian/Pacific Islander:					0	0		
Hispanic:					0	0		
Total:	0	0	0	0	0	0	0	0

PR03 - CITRUS HEIGHTS

Page: 74 of 86



U.S. Department of Housing and Urban Development
Office of Community Planning and Development
Integrated Disbursement and Information System
CDBG Activity Summary Report (GPR) for Program Year 2021
CITRUS HEIGHTS

Date: 25-Mar-2022
Time: 18:21
Page: 75

Female-headed Households:

0

Income Category:	Owner	Renter	Total	Person
Extremely Low			0	
Low Mod			0	
Moderate			0	
Non Low Moderate			0	
Total	0	0	0	0
Percent Low/Mod				

Annual Accomplishments

No data returned for this view. This might be because the applied filter excludes all data.



U.S. Department of Housing and Urban Development
Office of Community Planning and Development
Integrated Disbursement and Information System
CDBG Activity Summary Report (GPR) for Program Year 2021
CITRUS HEIGHTS

Date: 25-Mar-2022
Time: 18:21
Page: 76

PGM Year:	2021				
Project:	0005 - Signalized Intersection Improvement Project				
IDIS Activity:	241 - Signalized Intersection Project (CDBG 2021)				
Status:	Open	Objective:	Provide decent affordable housing		
Location:	6360 Fountain Square Dr Citrus Heights, CA 95621-5634	Outcome:	Affordability		
		Matrix Code:	Street Improvements (03K)	National Objective:	LMA

Activity to prevent, prepare for, and respond to Coronavirus: No

Initial Funding Date: 11/30/2021

Description:

Accessibility improvements to public infrastructure, such as upgrades to signalized intersections and ADA-compliant sidewalks and crosswalks.

Financing


	Fund Type	Grant Year	Grant	Funded Amount	Drawn In Program Year	Drawn Thru Program Year
CDBG	EN	2019	B19MC060056	\$302,315.39	\$302,315.39	\$302,315.39
		2020	B20MC060056	\$23,459.83	\$23,459.83	\$23,459.83
Total	Total			\$325,775.22	\$325,775.22	\$325,775.22

Proposed Accomplishments

People (General) : 500
Total Population in Service Area: 6,030
Census Tract Percent Low / Mod: 61.19

Annual Accomplishments

No data returned for this view. This might be because the applied filter excludes all data.



National Objective: LMH

Page: 77 of 86



U.S. Department of Housing and Urban Development
Office of Community Planning and Development
Integrated Disbursement and Information System
CDBG Activity Summary Report (GPR) for Program Year 2021
CITRUS HEIGHTS

Date: 25-Mar-2022
Time: 18:21
Page: 78

Female-headed Households: 0 0 0

Income Category:	Owner	Renter	Total	Person
Extremely Low	4	0	4	0
Low Mod	6	0	6	0
Moderate	3	0	3	0
Non Low Moderate	0	0	0	0
Total	13	0	13	0
Percent Low/Mod	100.0%		100.0%	

Annual Accomplishments

Years	Accomplishment Narrative	# Benefiting
2021		



U.S. Department of Housing and Urban Development
Office of Community Planning and Development
Integrated Disbursement and Information System
CDBG Activity Summary Report (GPR) for Program Year 2021
CITRUS HEIGHTS

Date: 25-Mar-2022
Time: 18:21
Page: 79

PGM Year: 2020
Project: 0013 - Public Services (CDBG-CV 3)
IDIS Activity: 243 - Meals on Wheels CDBG-CV-3 (Phase I)
Status: Open
Location: 7375 Park City Dr Sacramento, CA 95831-3866

Objective: Create suitable living environments
Outcome: Availability/accessibility
Matrix Code: Senior Services (05A) **National Objective:** LMC

Activity to prevent, prepare for, and respond to Coronavirus: Yes

Initial Funding Date: 02/03/2022

Description:

Senior meals delivered to eligible participants in Citrus Heights.

Financing

	Fund Type	Grant Year	Grant	Funded Amount	Drawn In Program Year	Drawn Thru Program Year
CDBG	EN	2020	B20MW060056	\$54,651.60	\$54,651.60	\$54,651.60
Total	Total			\$54,651.60	\$54,651.60	\$54,651.60

Proposed Accomplishments

People (General) : 100

Actual Accomplishments

Number assisted:

	Owner		Renter		Total		Person	
	Total	Hispanic	Total	Hispanic	Total	Hispanic	Total	Hispanic
White:	0	0	0	0	0	0	96	5
Black/African American:	0	0	0	0	0	0	10	1
Asian:	0	0	0	0	0	0	2	0
American Indian/Alaskan Native:	0	0	0	0	0	0	5	1
Native Hawaiian/Other Pacific Islander:	0	0	0	0	0	0	1	1
American Indian/Alaskan Native & White:	0	0	0	0	0	0	1	0
Asian White:	0	0	0	0	0	0	0	0
Black/African American & White:	0	0	0	0	0	0	0	0
American Indian/Alaskan Native & Black/African American:	0	0	0	0	0	0	0	0
Other multi-racial:	0	0	0	0	0	0	21	7
Asian/Pacific Islander:	0	0	0	0	0	0	0	0
Hispanic:	0	0	0	0	0	0	0	0
Total:	0	0	0	0	0	0	136	15

PR03 - CITRUS HEIGHTS

Page: 79 of 86



U.S. Department of Housing and Urban Development
Office of Community Planning and Development
Integrated Disbursement and Information System
CDBG Activity Summary Report (GPR) for Program Year 2021
CITRUS HEIGHTS

Date: 25-Mar-2022
Time: 18:21
Page: 80

Female-headed Households: 0 0 0

Income Category:	Owner	Renter	Total	Person
Extremely Low	0	0	0	84
Low Mod	0	0	0	52
Moderate	0	0	0	0
Non Low Moderate	0	0	0	0
Total	0	0	0	136
Percent Low/Mod				100.0%

Annual Accomplishments

Years	Accomplishment Narrative	# Benefitting
2021		



U.S. Department of Housing and Urban Development
Office of Community Planning and Development
Integrated Disbursement and Information System
CDBG Activity Summary Report (GPR) for Program Year 2021
CITRUS HEIGHTS

Date: 25-Mar-2022
Time: 18:21
Page: 81

PGM Year: 2021
Project: 0006 - Park & Public Facility Improvements
IDIS Activity: 246 - San Juan Park Restrooms
Status: Open
Location: 7801 Auburn Blvd Citrus Heights, CA 95610-2115
Objective: Create suitable living environments
Outcome: Availability/accessibility
Matrix Code: Parks, Recreational Facilities (03F)
National Objective: LMA

Activity to prevent, prepare for, and respond to Coronavirus: No

Initial Funding Date: 02/25/2022

Description:

Matrix Code 03F, National Objective: LMA - This project is continued from Program Year 2020. It was initially approved as part of the PY 2019 AAP but was delayed due to COVID. The project has commenced but no expenses were incurred prior to PY 2021 so we are starting this activity in PY 2021. This activity includes park and public facility improvements to San Juan Park in partnership with the Sunrise Recreation and Park District.

Financing

	Fund Type	Grant Year	Grant	Funded Amount	Drawn In Program Year	Drawn Thru Program Year
CDBG	EN	2019	B19MC060056	\$102,560.43	\$102,560.43	\$102,560.43
		2020	B20MC060056	\$97,439.57	\$97,439.57	\$97,439.57
Total	Total			\$200,000.00	\$200,000.00	\$200,000.00

Proposed Accomplishments

Public Facilities : 1,000
Total Population in Service Area: 3,515
Census Tract Percent Low / Mod: 64.30

Annual Accomplishments

Years	Accomplishment Narrative	# Benefitting
2021	Matrix Code 03F, National Objective: LMA - This project is continued from Program Year 2020. It was initially approved as part of the PY 2019 AAP but was delayed due to COVID. The project has commenced but no expenses were incurred prior to PY 2021 so we are starting this activity in PY 2021. This activity includes park and public facility improvements to San Juan Park in partnership with the Sunrise Recreation and Park District.	



U.S. Department of Housing and Urban Development
Office of Community Planning and Development
Integrated Disbursement and Information System
CDBG Activity Summary Report (GPR) for Program Year 2021
CITRUS HEIGHTS

Date: 25-Mar-2022
Time: 18:21
Page: 82

PGM Year: 2021
Project: 0009 - Housing Rehabilitation Projects (Ongoing)
IDIS Activity: 247 - Housing Rehabilitation Project (Ongoing)
Status: Open
Location: 2729 Prospect Park Dr Ste 220 Rancho Cordova, CA 95670-6291
Objective: Create suitable living environments
Outcome: Availability/accessibility
Matrix Code: Rehab; Single-Unit Residential (14A)
National Objective: LMH

Activity to prevent, prepare for, and respond to Coronavirus: No

Initial Funding Date: 02/25/2022

Description:

Matrix Code 14A: National Objective: LMH -Receipts from previous CDBG-funded loans are used to make new home repair loans and accessibility grants to low-income households. This activity is funded with the city's Revolving Loan Fund using program income generated from loan payments.

Financing

	Fund Type	Grant Year	Grant	Funded Amount	Drawn In Program Year	Drawn Thru Program Year
CDBG	RL			\$58,224.60	\$58,224.60	\$58,224.60
Total	Total			\$58,224.60	\$58,224.60	\$58,224.60

Proposed Accomplishments

Housing Units : 4

Actual Accomplishments

Number assisted:

	Owner		Renter		Total		Person	
	Total	Hispanic	Total	Hispanic	Total	Hispanic	Total	Hispanic
White:	0	0	0	0	0	0	0	0
Black/African American:	0	0	0	0	0	0	0	0
Asian:	0	0	0	0	0	0	0	0
American Indian/Alaskan Native:	0	0	0	0	0	0	0	0
Native Hawaiian/Other Pacific Islander:	0	0	0	0	0	0	0	0
American Indian/Alaskan Native & White:	0	0	0	0	0	0	0	0
Asian White:	0	0	0	0	0	0	0	0
Black/African American & White:	0	0	0	0	0	0	0	0
American Indian/Alaskan Native & Black/African American:	0	0	0	0	0	0	0	0
Other multi-racial:	0	0	0	0	0	0	0	0
Asian/Pacific Islander:	0	0	0	0	0	0	0	0
Hispanic:	0	0	0	0	0	0	0	0

PR03 - CITRUS HEIGHTS

Page: 82 of 86



U.S. Department of Housing and Urban Development
Office of Community Planning and Development
Integrated Disbursement and Information System
CDBG Activity Summary Report (GPR) for Program Year 2021
CITRUS HEIGHTS

Date: 25-Mar-2022
Time: 18:21
Page: 83

Total: 0 0 0 0 0 0 0 0

Female-headed Households: 0 0 0

Income Category:

	Owner	Renter	Total	Person
Extremely Low	0	0	0	0
Low Mod	0	0	0	0
Moderate	0	0	0	0
Non Low Moderate	0	0	0	0
Total	0	0	0	0
Percent Low/Mod				

Annual Accomplishments

No data returned for this view. This might be because the applied filter excludes all data.



U.S. Department of Housing and Urban Development
Office of Community Planning and Development
Integrated Disbursement and Information System
CDBG Activity Summary Report (GPR) for Program Year 2021
CITRUS HEIGHTS

Date: 25-Mar-2022
Time: 18:21
Page: 84

PGM Year: 2020
Project: 0013 - Public Services (CDBG-CV 3)
IDIS Activity: 248 - Renters Helpline Community Outreach & Website Updates CDBG-CV-3 (Phase II)
Status: Open
Location: 1010 Hurley Way Sacramento, CA 95825-3215
Objective: Create suitable living environments
Outcome: Availability/accessibility
Matrix Code: Tenant/Landlord Counseling (05K)
National Objective: LMC

Activity to prevent, prepare for, and respond to Coronavirus: Yes

Initial Funding Date: 03/04/2022

Description:

Sacramento Self-Help Housing will update the Renters Helpline website to improve the support for tenants and landlords and keep information timely and relevant to meet evolving community needs.
In addition, SSHH will employ a full-time limited term Community Outreach position that will focus on creating and updating website content, disseminating relevant and timely information and resources through the website and social media channels, and conducting activities for Renters Helpline.

Financing

	Fund Type	Grant Year	Grant	Funded Amount	Drawn In Program Year	Drawn Thru Program Year
CDBG	EN	2020	B20MW060056	\$1,162.76	\$1,162.76	\$1,162.76
Total	Total			\$1,162.76	\$1,162.76	\$1,162.76

Proposed Accomplishments

People (General) : 25

Actual Accomplishments

Number assisted:

	Owner		Renter		Total		Person	
	Total	Hispanic	Total	Hispanic	Total	Hispanic	Total	Hispanic
White:	0	0	0	0	0	0	0	0
Black/African American:	0	0	0	0	0	0	0	0
Asian:	0	0	0	0	0	0	0	0
American Indian/Alaskan Native:	0	0	0	0	0	0	0	0
Native Hawaiian/Other Pacific Islander:	0	0	0	0	0	0	0	0
American Indian/Alaskan Native & White:	0	0	0	0	0	0	0	0
Asian White:	0	0	0	0	0	0	0	0
Black/African American & White:	0	0	0	0	0	0	0	0
American Indian/Alaskan Native & Black/African American:	0	0	0	0	0	0	0	0
Other multi-racial:	0	0	0	0	0	0	0	0
Asian/Pacific Islander:	0	0	0	0	0	0	0	0

PR03 - CITRUS HEIGHTS

Page: 84 of 86



U.S. Department of Housing and Urban Development
Office of Community Planning and Development
Integrated Disbursement and Information System
CDBG Activity Summary Report (GPR) for Program Year 2021
CITRUS HEIGHTS

Date: 25-Mar-2022
Time: 18:21
Page: 85

Hispanic:	0	0	0	0	0	0	0	0
Total:	0	0	0	0	0	0	0	0
Female-headed Households:	0		0		0			
Income Category:								
	Owner	Renter	Total	Person				
Extremely Low	0	0	0	0				
Low Mod	0	0	0	0				
Moderate	0	0	0	0				
Non Low Moderate	0	0	0	0				
Total	0	0	0	0				
Percent Low/Mod								

Annual Accomplishments

No data returned for this view. This might be because the applied filter excludes all data.



U.S. Department of Housing and Urban Development
Office of Community Planning and Development
Integrated Disbursement and Information System
CDBG Activity Summary Report (GPR) for Program Year 2021
CITRUS HEIGHTS

Date: 25-Mar-2022
Time: 18:21
Page: 86

Total Funded Amount:	\$3,107,357.08
Total Drawn Thru Program Year:	\$2,911,775.17
Total Drawn In Program Year:	\$1,396,533.44

Public Notice ÿ Public Comment

Attachment C

Public Notice and Public Comment

Note: Staff did not received any public comment during the program year or during the public comment period which was March 8 - March 24, 2022.



CITY OF CITRUS HEIGHTS NOTICE OF PUBLIC HEARING

NOTICE is hereby given that on **March 24, 2022 at 7:00 p.m.**, or as soon thereafter as the matter may be heard, the **City Council** of the City of Citrus Heights will hold a Public Hearing at the **City Council Chambers** located at **6360 Fountain Square Drive, Citrus Heights, CA** and via **Zoom** (some, or all, Council Members may attend the City Council meeting telephonically or otherwise electronically) to consider the following action item:

1. Adoption of the 2021 Consolidated Annual Performance Evaluation Report

The purpose of this public hearing is to consider adoption of the draft 2021 Consolidated Annual Performance Evaluation Report (CAPER) and provide an opportunity for public comment. The CAPER is an annual evaluation of the city's progress and implementation of Community Development Block Grant (CDBG) programs and activities for the 2021 program year and long-term goals and priorities set forth in the 2020-2024 Consolidated Plan. The release of this notice is one of the city's activities to fulfill citizen participation requirements. Federal regulations require jurisdictions to provide the public with reasonable access to the document.

The city's draft 2021 CAPER will be available for public review and comment beginning March 8 and will end on March 24, 2022. To view the draft 2021 CAPER go to <https://www.citrusheights.net/380/Community-Development-Block-Grant>. To request the document in an alternative format please contact the ADA Coordinator (916) 725-2448 or TTY/TDD California Relay Service 7-1-1.

All interested persons are invited to participate and comment during the Public Hearing. Alternatively, you may submit your comment via email to cityclerk@citrusheights.net or by completion of an online Speaker Card at <https://www.citrusheights.net/FormCenter/City-Council-Meetings-Speaker-Card-30>. Written public comments shall be limited to 250 words or less. Each comment will be read aloud by the City Clerk.

For information on how to participate in this public hearing and to view the Council agenda, please visit: <https://www.citrusheights.net/agendacenter>

In compliance with the Americans with Disabilities Act, if you need special assistance to participate in this meeting, please contact the City Clerk's Office at (916) 725-2448. Notification 72 hours prior to the meeting will enable the City to make reasonable arrangements to ensure accessibility to this meeting. TTY/TDD users with questions or comments can call the California Relay Service by dialing 7-1-1.

Posted: 02/23/2022

By: 

CITY OF CITRUS HEIGHTS
AFFIDAVIT OF POSTING

STATE OF CALIFORNIA)
COUNTY OF SACRAMENTO)

I, Haley Reid, Management Analyst II in the City Clerk's Office, certify that on February 24, 2022, I caused to be posted a true and correct copy of the **PUBLIC NOTICE of 2021 Consolidated Annual Performance Evaluation Report.**

- Citrus Heights City Hall, 6360 Fountain Square Drive, Citrus Heights

Executed on February 24, 2022 at Citrus Heights, California.

Haley C. Reid
Haley Reid, Management Analyst II

Resolution

Attachment D

Resolution